

# HOMIE STRATOSPHERE

## 15 GRANDEST TUDOR MANSIONS

Built in Britain that were Seats of Power for Centuries

p 118.

## 4-BEDROOM EUROPEAN-STYLE

Home Plan with First-Class Amenities Throughout

p 64.

## 24 DREAM LAKESIDE TOWNS

Perfect for Retirees

p 22.



INTERVIEW

# Andrea Ritten's

p 40.

Expert Guide to Creating Rooms That Leave Lasting Impressions

p 4

## DO BATHROOMS LOOK GOOD WITH WALLPAPER?

You Be the Judge! Here are 22 Examples

# table of CONTENTS



## Do Bathrooms Look Good with Wallpaper?

You Be the Judge! Here are 22 Examples



## 24 Dream Lakeside Towns

Perfect for Retirees

- 40** **Andrea Ritten's Expert Guide**  
Creating Rooms That Leave Lasting Impressions (an Interview)
- 48** **Ready for the Holidays?**  
Try These 16 Festive Bedroom Decor Ideas
- 64** **Elegant 4-Bedroom European-Style Home Plan**  
with First-Class Amenities Throughout
- 94** **Stunning 6-Bedroom Modern Farmhouse Floor Plan**  
with a Bridge-Loft, Bonus Room, 4-Car Garage, and a Finished Basement Option
- 112** **10 Deep Psychological Reasons**  
People are Drawn to Modern Farmhouse Design
- 118** **Discover 15 of the Grandest Tudor Mansions**  
Built in Britain that were Seats of Power for Centuries
- 126** **The 13 Absurdities of Building a Home Gym**
- 134** **13 of the Grandest "Gold Coast" Mansions**  
Built by the Richest and Most Powerful Families in American History

# WELCOME



to the inaugural issue of \*Home Stratosphere\*, where we're taking a deeper dive into the spaces that make a house feel like a home. As the Editor-in-Chief, I'm thrilled to bring you this curated PDF edition filled with stories, inspiration, and insights from the world of design. We've pulled together some of our top articles, each representing a unique perspective on the art of living well in spaces that reflect our personalities, values, and aspirations.

To start, we explore the cozy and sometimes humorous aspects of holiday bedroom decor—perfect for those looking to infuse a touch of seasonal warmth into their most personal sanctuary. Then, we venture into the bathroom with fresh design ideas to turn a simple washroom into a sanctuary for relaxation and style. Bathrooms are often overlooked, but this feature will show you how even the smallest spaces can be transformed into something extraordinary.

We also tap into a growing design obsession—our psychological attachment to farmhouse style. In our article "The Psychological Reasons People Love Farmhouse Design," we examine why this trend has such a stronghold on modern homeowners. It's a fascinating look at how nostalgia, simplicity, and a desire for authenticity have spurred a design movement that feels both historic and fresh.

For those with a passion for the grandiose, we've included "Spectacular Gold Coast Mansions" and "Grand Tudor Mansions in Britain." These pieces celebrate the architectural wonders that define elegance, old-world charm, and pure opulence. There's something truly captivating about exploring these grand estates—dream homes for some, works of art for others.

If you're dreaming of new construction, we've also included two standout home plans: a four-bedroom European home plan for those who appreciate classical architecture and a six-bedroom modern farmhouse for those who love a blend of the traditional and the contemporary. Each layout is a starting point, sparking ideas for the dream home that fits your lifestyle.

Finally, no issue would be complete without a bit of levity. In "The Absurdities of Having a Home Gym," we poke fun at the challenges and quirks of working out from home. From space issues to finding the motivation to use the equipment we buy, it's a lighthearted take on the ambitious dream of staying fit without leaving the house.

Enjoy this first edition of \*Home Stratosphere\*—your go-to for home and real estate insight, ideas, information and inspiration on every page.

Jon Dykstra

# DO BATHROOMS LOOK GOOD WITH WALLPAPER?

You Be the Judge  
- Here are 22  
Examples

By Jon Dykstra

Choosing the perfect wallpaper for your bathroom can be a game-changer. It's amazing how the right pattern or color can transform a small space into a personal oasis. Whether you're looking to add a touch of elegance, a splash of fun, or a hint of nature, there's a wallpaper out there that can bring your vision to life.

Let's explore some creative ways to make your bathroom walls pop and reflect your unique style. Because I wanted to showcase many different wallpaper styles, I used state-of-the-art A.I. interior design software to assist in creating these bathroom designs. And what about the wallpaper examples on the shower wall? Yep, you can get waterproof wallpaper which is pretty cool.

1



## Coastal Bathroom Wallpaper Ideas

Coastal bathroom wallpaper often features elements like seashells, coral, and nautical stripes, which can instantly give you that beachy vibe. Think soft blues, sandy neutrals, and white tones.

One of my favorite simple bathroom wallpaper ideas involves using subtle wave patterns; they're understated but bring that ocean feeling right into your space. You can also look for designs with small boats or palm leaves for something unique.

These patterns create a serene ambiance and can work in both large and small bathrooms.

### Why We Love It

I love coastal wallpapers because they're not just visually appealing but also easy to incorporate into any bathroom. They offer a classy touch that doesn't overwhelm the room. Plus, they work well with various color schemes, allowing for flexibility with your decor.

If you're looking for some bathroom wallpaper inspiration, coastal patterns provide a timeless and refreshing look. Whether it's a bold nautical stripe or a gentle seashell motif, they give your bathroom that indoor-outdoor feel, making it the perfect escape.

2



## Dark Bathroom Wallpaper Ideas

Dark bathroom wallpaper can make a striking statement, giving a bathroom an elegant, cozy, or even dramatic feel. I love using bold patterns like rich florals or geometric designs in dark shades because they add depth and sophistication.

Charcoal and navy wallpapers are great for creating a soothing ambiance, while black can be truly timeless. If you're into easy DIY bathroom wallpaper ideas, removable dark wallpapers are a fantastic choice—they're simple to apply and remove, letting you experiment without commitment. Pair these wallpapers with metallic fixtures and mirrors to brighten the space.

### Why We Love It

I'm a big fan of dark bathroom wallpaper because it offers unique ideas for transforming spaces. It's perfect for making a bold statement without having to renovate the entire bathroom. This wallpaper can create a cozy atmosphere that's just right for relaxing. Plus, it's versatile enough to complement both modern and classic bathroom styles.

A dark background really highlights lighter elements like white sinks and bathtubs, providing a classy contrast. It's a surefire way to give your bathroom a touch of elegance while offering endless bathroom wallpaper inspiration.

## Navy Bathroom Wallpaper Ideas

Navy wallpaper can create a stunning focal point in your bathroom, bringing a mix of elegance and modernity. Whether you prefer intricate patterns or more straightforward styles, navy provides a versatile base to work with. Navy bathroom wallpaper adds a rich, soothing backdrop that can transform the space.

Opt for patterns like delicate florals, bold stripes, or intricate geometrics to add character. Consider pairing navy with metallic accents, like gold or silver fixtures, for a luxurious touch. A textured navy wallpaper can add depth without becoming overwhelming if you're into simpler designs. This deep color complements both traditional and contemporary bathroom styles beautifully.

3



### Why We Love It

Navy wallpaper is classy and timeless, making it a favorite for long-term décor. It's versatile enough to work in small or large bathrooms, adding warmth and making the space feel cozier.

The best part is, navy pairs well with almost any color, allowing for **easy updates with towels** and accessories in different hues. I love how navy wallpaper brings a sophisticated vibe that can be personalized, whether through easy DIY bathroom wallpaper ideas or more intricate, unique bathroom wallpaper ideas.



### Why We Love It

Pink bathroom wallpaper offers a blend of warmth and elegance that's hard to beat. I love how pink can make a small space feel larger by adding a soft, welcoming glow.

The variety of available patterns means there's something for everyone, whether you're looking for simple bathroom wallpaper ideas or something a bit more unique. Plus, pink pairs well with a range of other colors and materials, allowing for plenty of bathroom wallpaper inspiration. Opting for classy bathroom wallpaper ideas in pink is a surefire way to create a space that's both stylish and timeless.

## Yellow Bathroom Wallpaper Ideas

### Why We Love It

Yellow wallpaper brings a sense of warmth and joy that's hard to replicate with other colors. It's perfect for those who want a bathroom that feels sunny and uplifting every day. The best part? It pairs beautifully with white fixtures, wood accents, or even metallic touches for a sophisticated vibe.

I love how yellow can act as a neutral canvas or a bold statement, depending on your chosen pattern and shade. Also, with so many unique bathroom wallpaper ideas available, you can find something that matches your personal style effortlessly.

Yellow bathroom wallpaper can instantly brighten up your space and create a cheerful atmosphere. It pairs well with both modern and traditional styles, offering versatile options from soft pastels to bold hues. Think about using geometric patterns, floral designs, or even nature-inspired prints like palm leaves.

Try a subtle yellow stripe or a light honeycomb pattern for a simple yet classy look. Yellow wallpapers are especially great for small bathrooms, as they can make the space feel larger and more inviting. Plus, there are plenty of easy DIY wallpaper ideas to choose from, making this a fun project.



## Pink Bathroom Wallpaper Ideas

Pink bathroom wallpaper can transform your space into a cozy retreat. Whether you opt for soft pastels or bold fuchsias, there's a pink wallpaper to suit every style. For a simple yet elegant touch, try a blush pink with subtle floral designs. If you want to make a statement, go for geometric patterns in hot pinks and magentas.

Unique options like rose motifs or abstract splashes add a refined touch without overwhelming the space. Best of all, many of these ideas are easy DIY, making them perfect for a weekend project. Consider pairing pink wallpaper with white fixtures for a balanced look.

6



### Why We Love It

I love gray bathroom wallpaper for its timeless elegance and versatility. It provides a neutral canvas that complements almost any color scheme. Whether you pair it with white fixtures, wood accents, or metallic touches, gray adds a touch of class without stealing the spotlight.

It's one of **those simple bathroom** wallpaper ideas that can easily elevate the aesthetic of your space. What's great is the availability of unique patterns and textures, giving you plenty of options to express your style. Easy DIY bathroom wallpaper ideas like peel-and-stick make installation a breeze, perfect for quick updates.

## Gray Bathroom Wallpaper Ideas

Gray bathroom wallpaper is perfect for those looking to create a serene and sophisticated space. It offers versatility, blending seamlessly with various styles from modern to traditional. You can play with different shades of gray—from light silver to deep charcoal—to set the mood.

Designs like subtle geometrics, abstract art, or nature-inspired prints work well with gray hues. Gray wallpapers can be particularly effective as an accent wall, adding depth without overwhelming the room.

A great choice for DIY enthusiasts, peel-and-stick options make it easy to apply and reposition if needed.

7

## Jack and Jill Bathroom Wallpaper Ideas

Jack and Jill bathrooms are shared spaces often used by siblings, making them a perfect spot for fun and playful wallpaper. When choosing wallpaper for a Jack and Jill bathroom, I recommend opting for designs that cater to both boys and girls.

Think about patterns that can grow with the kids, like geometric shapes, subtle florals, or neutral animal prints. Stripes in contrasting colors are also a great option as they add a lively touch without being too specific to one gender.

Easy DIY bathroom wallpaper ideas can make an excellent choice here, allowing for quick updates as the kids' tastes evolve. Aim for wallpapers that are both functional and reflective of shared interests.



### Why We Love It

I love Jack and Jill bathroom wallpaper ideas because they strike a balance between playful and timeless. With the right wallpaper, you can create a shared space that's fun for kids yet sophisticated enough to please adults.

Unique bathroom wallpaper ideas give the space character, and using removable wallpapers offers a great way to make changes as needed. Simple bathroom wallpaper ideas featuring washable materials can also make maintenance a breeze. Overall, these wallpapers provide a joyous vibe while being versatile enough to adapt to changing preferences.



# 8

## Kids Bathroom Wallpaper Ideas

Kids' bathroom wallpaper can be a fun mix of whimsy and functionality. I find playful patterns like underwater themes, cute animals, or even comic book motifs work wonders. You could go for washable wallpapers — trust me, they make cleaning up crayon marks a breeze.

If you want something more neutral, consider simple shapes or pastel colors that won't overwhelm but still keep the space cheerful. Easy DIY bathroom wallpaper ideas are great here since they allow you to quickly switch things up as your kids grow and their tastes change.

**Why We Love It**

I love kids' bathroom wallpaper for its versatility and fun factor. It's a fantastic way to spark your children's imagination while also offering an easy-to-maintain solution. Unique bathroom wallpaper ideas keep the space fresh and engaging without needing a complete remodel.

Plus, it's a great opportunity for a family bonding project — I've seen many parents and kids enjoy doing this together. What's not to love about simple bathroom wallpaper ideas that bring so much joy and personality to your home?

# 9

## Ocean Bathroom Wallpaper Ideas

Ocean-themed bathroom wallpaper can truly transform your space into a serene, seaside haven. Picture gentle waves, underwater scenes, or tropical fish adding a calming ambiance to your bathroom. Opt for patterns featuring soft blues, sea greens, and sandy neutrals to mimic the ocean's natural palette.

If you're leaning toward something more artistic, consider abstract designs with watercolor blends that evoke ocean currents. For a more playful touch, go with designs that include sea creatures like starfish or dolphins. These wallpaper ideas are perfect for creating a relaxing yet visually engaging bathroom.



### Why We Love It

I love ocean-themed wallpaper because it brings a piece of the sea into your daily routine. It's soothing and reminds me of summer vacations by the shore. The variety available means you can find something that fits your style, whether you prefer sophisticated or playful.

These designs are versatile and can work with a range of bathroom fixtures and decor. What's more, there are easy DIY options that let you update your bathroom without a huge investment. This makes experimenting with ocean wallpaper a fun and stress-free project.

10

## Rustic Bathroom Wallpaper Ideas

Rustic bathroom wallpaper ideas bring a warm, cozy vibe to your bathroom. Think aged woods, distressed patterns, and nature-inspired prints. I love using weathered barnwood wallpapers to create a cabin-like feel.

Another neat idea is adding a wallpaper with faded floral patterns; it can make your bathroom seem like a country hideaway. Stone or brick-look wallpapers can also add a rugged charm without the heavy lifting. Remember, the goal is to evoke simplicity and warmth.

### Why We Love It

Rustic wallpapers offer a timeless appeal that feels very homey. They're perfect for those wanting a welcoming atmosphere. What I love most is their versatility—they combine well with modern fixtures and vintage accents. Whether you're into DIY projects or prefer pre-pasted options, rustic styles are generally easy to work with.

They're also great for hiding minor wall imperfections, making them a practical choice for any homeowner. Plus, they can be a unique bathroom wallpaper idea to set your space apart.



11

## Tropical Bathroom Wallpaper Ideas

Tropical bathroom wallpaper can turn your bathroom into a mini paradise. Think lush foliage, vibrant flowers, and exotic birds. I love how palm leaves and jungle scenes can create a lush escape. Large-scale prints work well for larger bathrooms, while smaller, repeating patterns suit more compact spaces.

For those wanting a chic yet simple bathroom wallpaper idea, try a monochromatic palm print. Water-resistant options make for an easy DIY bathroom wallpaper project, ensuring longevity and a stress-free update process.



### Why We Love It

Tropical wallpaper brings a refreshing feel, making it a top contender for unique bathroom wallpaper ideas. It adds color without overwhelming the senses and pairs beautifully with natural materials like bamboo or stone.

The best part? It's versatile and works with various design elements, from a classy bathroom theme to more modern aesthetics. Plus, it's an excellent source of bathroom wallpaper inspiration if you want to embrace nature indoors and create a daily escape that feels a bit like a vacation.

## 12. Vintage Bathroom Wallpaper Ideas



Vintage bathroom wallpaper brings a nostalgic charm that's hard to match. Think floral patterns, damask designs, and Victorian prints. You can opt for a classic toile or a retro geometric style if you prefer a more mid-century feel.

For smaller bathrooms, try a pastel or sepia-toned wallpaper to keep the space light and open. If you're aiming for a statement, go bold with large, intricate patterns in rich colors. They pair beautifully with antique fixtures and classic tile work, creating a cohesive look that's both stylish and timeless.

### Why We Love It

Vintage wallpaper adds character and a touch of elegance to any bathroom. It offers endless bathroom wallpaper inspiration, blending seamlessly with both modern and traditional styles. I love how these wallpapers can transform a sterile space into a cozy retreat.

They're also a treasure trove of unique bathroom wallpaper ideas, offering designs that are truly one-of-a-kind. And let's not forget, many vintage-style wallpapers come in easy DIY options, making it simple to give your bathroom a chic update without too much hassle.

## 13. Bathroom Accent Wall Wallpaper Ideas



Accent walls are a fantastic way to add personality without overwhelming the space. One well-placed wallpapered wall can make a big difference, drawing the eye and creating a focal point. Wallpaper for accent walls in your bathroom can range from bold geometric patterns to subtle florals. If you're hesitant, start with simple bathroom wallpaper ideas like stripes or dots.

For a unique look, consider textured wallpaper that mimics natural materials like wood or stone. Easy DIY bathroom wallpaper ideas often include peel-and-stick options, making it fuss-free to try different styles until you find the perfect fit. The key is to pick a design that complements your fixtures and existing color scheme.

### Why We Love It

I love accent walls because they offer a quick, straightforward way to refresh a space. They're perfect for those who want to experiment with design trends without committing to a full bathroom makeover.

You can switch things up with the seasons or your evolving tastes. The versatility of these unique bathroom wallpaper ideas makes them a go-to for creating stylish and personalized interiors. Plus, with so many classy bathroom wallpaper ideas available, it's a breeze to find something that looks bespoke without breaking the bank.

## 14. Girly Wallpaper Ideas for Bathroom Decor



Girly bathroom wallpaper can bring a playful yet sophisticated touch to your space. Think soft pastels, delicate florals, or whimsical patterns featuring butterflies or stars. One idea is to use blush pink wallpaper with subtle gold accents for an elegant look.

Another is to go for bolder patterns like peonies or cherry blossoms to make a statement. If you're after something more subtle, consider light lavender with tiny polka dots. Peel-and-stick options are great if you're looking for easy DIY bathroom wallpaper ideas, allowing you to update the decor without much hassle.

### Why We Love It

I love girly wallpaper because it brings a unique charm to the bathroom. Soft colors and gentle patterns can create a serene atmosphere, perfect for winding down at the end of the day. Plus, it's easy to find designs that are classy yet simple, making the space feel both stylish and inviting.

The versatility of these wallpapers means you can easily switch out designs as your tastes change, offering plenty of room for bathroom wallpaper inspiration. This makes it an excellent option for those who like to refresh their decor without major overhauls.

## 15. Jungle Bathroom Wallpaper Ideas



Think lush greenery, exotic plants, and intricate leaf patterns when you're envisioning jungle bathroom wallpaper. It turns your bathroom into a mini rainforest, making every shower feel like a tropical escape. Whether you choose a bold, all-over print or a more subdued design, jungle wallpaper adds a touch of nature's chaos and beauty.

For those who love a quick transformation, peel-and-stick options make it an easy DIY bathroom wallpaper idea. You can pair it with natural materials like wood or rattan to further enhance the jungle vibe, creating an inviting, natural retreat.

### Why We Love It

Jungle bathroom wallpaper is great because it brings a bit of the wild indoors, offering a unique escape without leaving home. The intricate details and rich greenery provide a refreshing break from the typical bathroom decor.

It's a versatile choice that works well with various styles, be it modern, rustic, or even boho. Plus, it's an easy way to experiment with bold design without the long-term commitment—perfect for those who love trying out new and unique bathroom wallpaper ideas. It's a balance of classy and adventurous, making it ideal for anyone looking for bathroom wallpaper inspiration that stands out.

## 16. Moody Bathroom Wallpaper Ideas



Moody bathroom wallpaper features deep, rich colors and dramatic patterns that create an intimate atmosphere. Think dark florals, intricate geometrical designs, or even textured finishes in hues like charcoal, navy, or deep green. These wallpapers make a bold statement and add a refined touch to any bathroom.

I often recommend pairing them with metallic fixtures or natural wood elements to balance the intensity. For a sophisticated yet unique twist, consider a mural-style wallpaper with dark, moody landscapes or abstract art. This style offers plenty of bathroom wallpaper inspiration for those looking to create a stylish sanctuary.

### Why We Love It

I love moody bathroom wallpaper for its ability to transform a space into a cozy, elegant retreat. The depth and richness of the colors bring a sense of luxury and sophistication that's hard to achieve with lighter tones. Plus, these wallpapers are quite versatile; they work well in both modern and traditional settings.

They create an intimate environment perfect for unwinding after a long day. This style is also an excellent choice for easy DIY bathroom wallpaper ideas, as many options are available in peel-and-stick formats, making it simple to update your bathroom decor without extensive effort.

## 17. Neutral Bathroom Wallpaper Ideas



Neutral bathroom wallpaper is a fantastic way to create a calming and sophisticated space. These wallpapers usually come in shades like beige, gray, cream, and white. I love using subtle patterns like herringbone, soft florals, or serene geometrics to add a touch of elegance without overwhelming the room.

For a classy look, consider textured wallpapers that mimic natural elements like linen or marble. They offer a timeless backdrop that can easily complement various fixtures and accessories, making them perfect for anyone looking to update their bathroom with minimal fuss.

### Why We Love It

I appreciate neutral bathroom wallpaper for its versatility and ease of pairing with any decor. It's ideal for those who want a sophisticated look without committing to bold colors or patterns. Neutral tones make the space feel larger and more open, which is especially helpful in smaller bathrooms.

Plus, there are plenty of easy DIY bathroom wallpaper ideas in neutral shades, so updating your space can be a weekend project instead of a major renovation. The understated elegance these wallpapers offer makes them a top choice for anyone seeking classy bathroom wallpaper ideas.

## 18. Office Bathroom Wallpaper Ideas



For an office bathroom, look for wallpaper that balances professionalism with a touch of personality. I recommend elegant yet understated patterns like subtle geometrics or minimalist designs in neutral tones. Simple bathroom wallpaper ideas like soft gray chevrons or classy pinstripes offer a sophisticated look that's both functional and stylish.

Another unique bathroom wallpaper idea is to use textured materials resembling natural elements, like wood grain or marble, to add depth without being overwhelming. These options are not only visually appealing but also practical and easy to maintain.

### Why We Love It

We love office bathroom wallpaper that enhances the space with minimal fuss. Classy bathroom wallpaper ideas, such as neutral patterns or gentle textures, create a refined atmosphere that's perfect for a professional setting.

The beauty of these wallpapers is their versatility—they blend seamlessly with modern or traditional décor. Plus, they're easy DIY bathroom wallpaper ideas, allowing for quick and hassle-free updates. Such flexibility ensures that the office bathroom stays fresh and inviting for staff and visitors alike, making it a smart choice for any workplace.

## 19. Peel and Stick Bathroom Wallpaper Ideas



Peel and stick bathroom wallpaper is a game-changer for anyone looking into easy DIY bathroom wallpaper ideas. It's simple to install and equally easy to remove, making it perfect for renters or those who love to update their decor frequently.

You can choose from many designs—from classy bathroom wallpaper ideas like soft florals and subtle geometrics to more unique bathroom wallpaper ideas like bold, abstract prints. The convenience and versatility of peel and stick options allow you to experiment without the commitment, fitting any bathroom size and style.

### Why We Love It

I love peel and stick wallpaper for its practicality and flexibility. It offers bathroom wallpaper inspiration that's accessible to everyone, even if you're not a DIY enthusiast. Its easy application means you can quickly transform your bathroom over a weekend, adding a personal touch with minimal effort.

The variety of designs ensures there's something for everyone's taste, from simple bathroom wallpaper ideas to more intricate options. Plus, if you ever change your mind or want to refresh the look, you can just peel it off without damaging your walls—it's the perfect blend of style and convenience.

## 20. Small Bathroom Wallpaper Ideas

I've found that small bathrooms can truly benefit from the right wallpaper. Opting for light colors and delicate patterns can make the space feel larger and more open. Think soft florals, subtle stripes, or light geometrics.

For a bolder approach, try a single accent wall with a striking design like a tropical leaf print or vintage-inspired pattern. Peel-and-stick wallpaper can also make these transformations a breeze, especially in tight spaces with limited maneuverability. It's a simple, yet effective way to bring life and character into a small bathroom.

### Why We Love It

I love these ideas because they're perfect for experimenting without a huge commitment. The easy DIY wallpaper options make it simple to switch things up if you're not satisfied with the first go. Plus, light and simple patterns can make a cramped bathroom appear more spacious.

You get the advantage of quick changes and less hassle. Whether you want a calm, classy bathroom or something that sparks joy every day, the right wallpaper can create the ideal ambiance without overwhelming the space. It's all about finding a balance that works for you.



21

## Modern Bathroom Wallpaper Ideas

Modern bathroom wallpaper often incorporates sleek designs with clean lines, minimalistic patterns, and contemporary color schemes. Think geometric shapes, subtle metallic accents, and monochromatic palettes that add a touch of sophistication.

For a pop of interest, try wallpapers featuring abstract art or unique textures like faux concrete or wood. These simple bathroom wallpaper ideas bring contemporary flair without overwhelming the space, perfect for making a statement while keeping the overall look polished and clean.

### Why We Love It

I love modern bathroom wallpaper for its ability to instantly elevate any space with minimal effort. The designs are typically fresh and trendy, offering a perfect blend of elegance and simplicity.

The best part? Many come as easy DIY bathroom wallpaper ideas, making it a breeze to update your decor. This approach lets you experiment with patterns and textures without a long-term commitment, giving your bathroom a stylish edge with low hassle. It's the perfect way to infuse a modern touch into your bathroom while keeping things classy and timeless.

## Concrete Bathroom Wallpaper Ideas

Concrete bathroom wallpaper offers that industrial-chic vibe that's totally in right now. Think textures that mimic the look of raw or polished concrete, giving your bathroom a sleek, modern feel without the permanence or cost of real concrete.

This type of wallpaper works beautifully with minimalist designs and can be used as an accent wall or throughout the space. Pair it with metal fixtures, wood accents, or white vanities to create a balanced look. It's also an awesome option for those wanting to explore simple bathroom wallpaper ideas but with a bit of an edge.

22



### Why We Love It

I love concrete wallpaper because it's versatile and brings an edgy, sophisticated feel to any bathroom. It's perfect for both small and large spaces, and the neutral gray tones allow you to play with different color schemes in your decor.

Plus, there are so many easy DIY bathroom wallpaper ideas for concrete styles that installing them can be a weekend project. The texture options also add depth to the room, creating a unique, classy and modern feel. Honestly, it's one of those unique bathroom wallpaper ideas that can make a real statement without much effort.

An aerial photograph of a lakeside town during sunset. The sky is a mix of orange, yellow, and blue. The town below features a central street lined with houses, some with colorful roofs, and trees with autumn foliage. The overall scene is peaceful and scenic.

# 24 DREAM

## Lakeside Towns Perfect for Retirees

By Jon Dykstra

Who doesn't love a swim in a lake? Fresh water. Refreshing. I love it. Growing up we went to all kinds of lakes and I couldn't get enough of them. Still can't. So, given that, what could be better than living in a quaint lakeside town or if you can't move to one, visiting one?

Not much IMO. In fact, if you can't move to one now because of your job, grab a pen and paper and note down some of these as fabulous options to move to when you retire because this is my dream list of lakeside towns to retire to.

24.



### **Chelan, Washington**

Nestled along the shores of Lake Chelan, this picturesque town is known for its crystal-clear waters and stunning mountain backdrop. Lake Chelan is one of the deepest lakes in the United States, offering ample opportunities for boating, kayaking, and fishing.

The quaint downtown features historic buildings, boutique shops, and local wineries, giving it a unique blend of charm and sophistication. Visitors can take the Lady of the Lake ferry up the lake to the remote town of Stehekin or hike the nearby Echo Ridge trails for panoramic views. Chelan's long sunny summers make it a prime destination for water sports and relaxation.

23.



### **Lake Geneva, Wisconsin**

Lake Geneva is a historic resort town known for its elegant mansions that line the shores of Geneva Lake. Originally a summer retreat for wealthy Chicago families in the 19th century, the town has maintained its quaint charm with Victorian architecture and a bustling downtown filled with local cafes and galleries.

Visitors can enjoy boating, paddleboarding, or take a leisurely stroll along the Geneva Lake Shore Path, which offers views of historic estates. The town also hosts the U.S. National Snow Sculpting Competition in winter, making it a year-round destination. Lake Geneva's crystal-clear waters and charming historic feel make it a top lake getaway in the Midwest.

22.



### **Sandpoint, Idaho**

Located on the shores of Lake Pend Oreille, Sandpoint is a hidden gem in northern Idaho. Lake Pend Oreille is the largest lake in Idaho, surrounded by forested mountains, making it a haven for outdoor enthusiasts.

Visitors can swim, boat, and fish on the lake or explore the nearby Schweitzer Mountain Resort for skiing and hiking. Sandpoint's downtown is quaint, with historic brick buildings housing galleries, shops, and farm-to-table restaurants. The town is also known for its vibrant arts scene, hosting events like the Festival at Sandpoint, a summer music festival on the lake.

21.



### **Bigfork, Montana**

Lake Geneva is a historic resort town known for its elegant mansions that line the shores of Geneva Lake. Originally a summer retreat for wealthy Chicago families in the 19th century, the town has maintained its quaint charm with Victorian architecture and a bustling downtown filled with local cafes and galleries.

Visitors can enjoy boating, paddleboarding, or take a leisurely stroll along the Geneva Lake Shore Path, which offers views of historic estates. The town also hosts the U.S. National Snow Sculpting Competition in winter, making it a year-round destination. Lake Geneva's crystal-clear waters and charming historic feel make it a top lake getaway in the Midwest.



20.

### **Saugatuck, Michigan**

I've spent many days in Saugatuck and it's truly as nice as people say it is. Located on the shores of Lake Michigan, Saugatuck is a vibrant small town known for its art galleries, charming downtown, and proximity to scenic sand dunes. The town's historic downtown is filled with quaint inns, local cafes, and galleries showcasing works from local artists.

Visitors can explore Oval Beach, consistently ranked as one of the best beaches in the country, or hike the Saugatuck Dunes State Park for incredible views of the lake and forest. Saugatuck also offers excellent boating and sailing opportunities on the lake. Its combination of natural beauty and artistic flair makes it a top lake town in the Midwest.

# Greenville, *Maine*

Situated on the southern tip of Moosehead Lake, the largest lake in Maine, Greenville is a remote, scenic lake town perfect for outdoor enthusiasts. The pristine waters of Moosehead Lake offer excellent opportunities for kayaking, fishing, and wildlife viewing, including frequent sightings of moose.

The town's small downtown features rustic shops, cozy inns, and local outfitters offering guided wilderness adventures. Mount Kineo on the lake's western shore offers one of the best hikes in the area, with stunning views from the summit. Greenville's rugged beauty and peaceful atmosphere make it a perfect destination for those looking to connect with nature.

An aerial photograph of Greenville, Maine, taken at sunset. The sun is low on the horizon, casting a warm glow over the town and the surrounding forest. The town is nestled on the southern shore of Moosehead Lake, with several buildings and a parking lot visible. The lake extends into the distance, with mountains visible on the horizon under a cloudy sky.

19.

18.



### Lake Placid, New York

Nestled in the heart of the Adirondacks, Lake Placid is famous for hosting two Winter Olympics but is also a perfect lakeside getaway. Mirror Lake sits in the center of town, offering tranquil settings for canoeing, paddleboarding, and swimming. The quaint downtown features historic hotels, charming shops, and local restaurants, all with stunning views of the surrounding mountains.

Visitors can also explore Lake Placid itself, which is larger and offers excellent boating and fishing. Hiking opportunities abound, with nearby trails leading to stunning views of the High Peaks region. Lake Placid's combination of history, natural beauty, and outdoor adventure makes it a year-round destination.

17.



### Truckee, California

Truckee, located near the north shore of Lake Tahoe, is a historic town with roots in the 19th-century railroad industry. Downtown Truckee is quaint, with restored Old West buildings now housing galleries, cafes, and boutiques. Lake Tahoe, the second deepest lake in the U.S., offers crystal-clear waters perfect for boating, jet skiing, and swimming.

Visitors can explore Donner Memorial State Park for hiking and learn about the famous Donner Party, or take part in winter activities like skiing at nearby Northstar California Resort. Truckee's blend of history, lakeside beauty, and proximity to world-class outdoor recreation make it a must-visit.

15.



### Rangeley, Maine

Rangeley sits on the shores of Rangeley Lake and is surrounded by the pristine wilderness of western Maine. The town's rich history is tied to the logging industry, but today it's known for its outdoor recreation and stunning lake views. Rangeley Lake offers opportunities for fishing, boating, and wildlife viewing, especially moose and loons.

The small downtown is charming, with local cafes, outfitters, and artisan shops. In winter, visitors can enjoy skiing at nearby Saddleback Mountain or snowshoeing through the scenic trails. Rangeley's mix of small-town charm and outdoor adventure make it a top spot for nature lovers.

16.



### Wolfeboro, New Hampshire

It hardly gets more picturesque than this. Known as "The Oldest Summer Resort in America," Wolfeboro sits on the shores of Lake Winnepesaukee and is a quintessential New England lake town. The lake is perfect for sailing, kayaking, and swimming, while the surrounding mountains provide ample hiking opportunities.

Wolfeboro's historic downtown is filled with cozy bed-and-breakfasts, ice cream shops, and charming storefronts. Visitors can explore local museums like the Wright Museum of WWII, or take a scenic boat tour of the lake. With its charming colonial architecture and serene lakeside setting, Wolfeboro is a perfect summer retreat.

### Grand Lake, Colorado

Grand Lake, located at the edge of Rocky Mountain National Park, is the largest and deepest natural lake in Colorado. The town is a popular destination for those looking to explore the Rockies, with excellent boating, fishing, and kayaking on the lake.

Grand Lake's quaint downtown features wooden boardwalks, old-fashioned general stores, and a historic theater, offering visitors a nostalgic, rustic charm. The nearby park offers hiking and wildlife watching, with views of alpine lakes and towering peaks. Grand Lake is a perfect blend of mountain adventure and lakeside relaxation.

### Cooperstown, New York

Famous for the National Baseball Hall of Fame, Cooperstown sits on the shores of Otsego Lake, known as "Glimmerglass" in James Fenimore Cooper's novels. Otsego Lake is ideal for fishing, kayaking, and swimming, and visitors can take boat tours to admire the surrounding scenery.

The town's quaint downtown is filled with historic inns, museums, and local shops. Visitors can also explore The Farmers' Museum, which offers a glimpse into 19th-century rural life. Cooperstown's lakeside beauty and rich cultural history make it a unique and scenic lake town.



12.




### **Polson, Montana**

Located at the southern end of Flathead Lake, Polson is a small town surrounded by the majestic Rocky Mountains. Flathead Lake is the largest natural freshwater lake west of the Mississippi and is perfect for boating, fishing, and paddleboarding.

The town's charming downtown offers local restaurants, art galleries, and antique shops. Polson is also home to the Miracle of America Museum, showcasing quirky historical artifacts. The town's serene lake views, combined with its historic charm, make it an ideal destination for a peaceful lake retreat.

11.



### **South Haven, Michigan**

I've also had the good fortune of spending days in South Haven and it too is one of my favorite Great Lakes towns. It's a charming beach town on the shores of Lake Michigan, known for its sandy beaches, historic lighthouse, and quaint downtown. The lake provides ample opportunities for boating, sailing, and fishing, while visitors can stroll the South Haven Pier to watch the sunset.

The town's downtown is bustling with art galleries, boutique shops, and locally owned cafes. Visitors can also explore the Michigan Maritime Museum to learn about the area's rich maritime history. South Haven's combination of lakefront beauty and small-town charm makes it a top destination for a relaxing summer getaway.

10.



### **Lake Lure, North Carolina**

Famous for being the filming location of Dirty Dancing, Lake Lure in North Carolina is a picturesque small town nestled in the foothills of the Blue Ridge Mountains. The lake itself is ideal for boating, swimming, and fishing, with its calm waters surrounded by towering cliffs and lush greenery.

Visitors can explore Chimney Rock State Park, just a short drive away, where hiking trails lead to breathtaking views of the lake and the surrounding mountains. Lake Lure's quaint downtown features a variety of local restaurants, boutique shops, and cozy inns, making it a charming and scenic escape for outdoor enthusiasts and fans of lakeside relaxation.

9.



### **Bayfield, Wisconsin**

Located on the shores of Lake Superior, Bayfield is a charming lake town known for its access to the stunning Apostle Islands National Lakeshore. The town is filled with Victorian-style buildings, quaint shops, and local eateries.

Visitors can explore the lake by kayaking to the Apostle Islands' sea caves or take a boat tour to see the historic lighthouses scattered across the islands. In the summer, Bayfield hosts the Bayfield Apple Festival, adding to the town's charm. Outdoor enthusiasts can also enjoy hiking or sailing, while winter visitors flock to the frozen sea caves for an extraordinary adventure.



8.

### **Laconia, New Hampshire**

Laconia sits on the banks of Lake Winnepesaukee, New Hampshire's largest lake, and offers a mix of outdoor recreation and quaint small-town charm. The lake is perfect for boating, jet skiing, and fishing, while nearby Gunstock Mountain Resort offers hiking and zip-lining in the summer and skiing in the winter.

Laconia's historic downtown features local diners, boutiques, and cafes. The town is also famous for hosting Laconia Motorcycle Week, one of the oldest motorcycle rallies in the country. Its combination of lakeside beauty and year-round activities makes Laconia a top destination for outdoor lovers.

7.



### **Hood River, Oregon**

Okay, technically on a river and not a lake but I included it because at this point along the river it's a very, very wide and is pretty much like living on a lake. I've been and it definitely resembles lake and not river. Located along the Columbia River Gorge, Hood River is a quaint town with stunning views of Mount Hood and the Columbia River.

Known as one of the best windsurfing and kiteboarding spots in the world, the town also offers a variety of outdoor activities like kayaking, paddleboarding, and hiking along the gorge. The downtown area is charming, with historic buildings housing farm-to-table restaurants, boutique shops, and art galleries. Visitors can also tour the nearby Fruit Loop, a scenic drive through local orchards and vineyards. Hood River's scenic beauty and vibrant community make it a must-visit lakeside destination.

6.



### **Geneva, New York**

Situated on the northern shore of Seneca Lake, Geneva is a historic town in the heart of New York's Finger Lakes region. Seneca Lake is known for its deep, clear waters and excellent boating and fishing. Geneva's quaint downtown features 19th-century buildings, local shops, and charming bed-and-breakfasts.

The town is also home to Belhurst Castle, a historic mansion turned hotel and winery, offering guests a luxurious lakeside experience. Wine enthusiasts will love the proximity to the Seneca Lake Wine Trail, which features dozens of wineries with stunning lake views. Geneva's blend of history, wine, and lakeside beauty makes it a top destination.

4.



5.



### **Charlevoix, Michigan**

Yup, Michigan is certainly well represented on this list for good reason. Located between Lake Michigan and Lake Charlevoix, this small town is a perfect lakeside retreat with a rich history and natural beauty. Lake Charlevoix offers excellent opportunities for boating, fishing, and swimming, while nearby Fisherman's Island State Park provides hiking trails and serene beaches.

Charlevoix's historic downtown is filled with unique shops, cafes, and the iconic Earl Young Mushroom Houses, whimsical stone homes that add a fairy-tale charm to the town. Visitors can also enjoy a scenic boat ride along the Round Lake Channel, which connects Lake Charlevoix to Lake Michigan. Charlevoix's blend of quaint charm and outdoor adventure makes it a top spot for lake lovers.

### **Hendersonville, North Carolina**

Set near the stunning Lake Lure and Lake Summit, Hendersonville is a quaint town that blends small-town charm with lakeside beauty. The town's historic downtown features brick-lined streets filled with antique shops, farm-to-table restaurants, and charming cafes.

Outdoor enthusiasts can enjoy paddleboarding and kayaking on the nearby lakes or hike the trails in DuPont State Forest, known for its picturesque waterfalls. In the fall, Hendersonville hosts the North Carolina Apple Festival, celebrating the region's apple orchards. The town's scenic lake views and vibrant local culture make it a perfect getaway for lake lovers.

### Tahoe City, California

Located on the north shore of Lake Tahoe, Tahoe City is a quaint town with stunning lake views and a laid-back atmosphere. Lake Tahoe, one of the largest alpine lakes in North America, offers crystal-clear waters perfect for boating, paddleboarding, and swimming.

The town's downtown area features local boutiques, cafes, and historic landmarks like the Gatekeeper's Museum. In the summer, visitors can hike or bike the nearby Tahoe Rim Trail, while winter brings skiing and snowboarding at the nearby Squaw Valley Resort. Tahoe City's blend of lakeside beauty and year-round outdoor activities makes it a popular destination.



2.

### Blowing Rock, North Carolina

Blowing Rock sits near the beautiful Price Lake and Bass Lake, offering visitors a peaceful retreat in the Blue Ridge Mountains. The lakes are perfect for canoeing, kayaking, and fishing, with scenic views of the surrounding mountains. Blowing Rock's downtown is known for its historic charm, with local boutiques, art galleries, and cozy bed-and-breakfasts.

The town is also home to The Blowing Rock, a famous rock formation with stunning views of the Blue Ridge Mountains. Blowing Rock's serene lakes and quaint atmosphere make it a perfect destination for those seeking a peaceful lakeside escape.



# Lake George, *New York*

Known as the “Queen of American Lakes,” Lake George is a scenic gem in the Adirondacks, offering a perfect blend of natural beauty and small-town charm. The lake is famous for its crystal-clear waters, ideal for boating, swimming, and fishing.

Lake George Village has a quaint, walkable downtown with local shops, cafes, and historic inns. Visitors can take a steamboat cruise on the lake or hike to nearby Prospect Mountain for panoramic views. With its rich history, stunning lake views, and charming downtown, Lake George remains one of the most popular and scenic lake towns in America.




DESIGN LIKE A PRO



# ANDREA RIMMIN'S


Expert Guide to Creating Rooms That Leave Lasting Impressions



Andrea Ritten is a certified Project Manager who transitioned from nearly two decades in the corporate world to pursue her passion for interior design and entrepreneurship.

Based in Minneapolis, MN, she serves clients throughout the greater Twin Cities and beyond, delivering design projects that are both creative and deeply personal. As a lifelong aesthete, she believes in surrounding herself—and her clients—with beauty, creating spaces that reflect authenticity and well-being.

An advocate for women in business and mental health, Andrea integrates these values into her work whenever possible. Her favorite aspect of her career is the opportunity to forge genuine connections with clients while bringing their design visions to life. To her, true success comes from creating homes that resonate with the unique spirit of those who live in them.



**1. WHAT ARE YOUR THREE BIGGEST RECOMMENDATIONS WHEN DESIGNING OR DECORATING A LIVING ROOM?**

**Prioritize function & feeling** – Before beginning any room design, ask yourself two key questions: 1. How will this space be used? (Is it a place to

unwind, host game nights, or gather with family to watch TV?) and 2. What emotions do you want people to feel when they enter? The mood you aim to create can be guided by color psychology, making it a perfect starting point for your design process.

**Establish a focal point**

– A living room without a defined focal point can feel chaotic. Whether it's a fireplace, a striking piece of art, a statement light fixture, or a window with a stunning view, having a central feature that captures attention helps anchor the design and bring a sense of cohesion to the space.

**Don't ignore your personal style** – It's easy to get caught up in trends or try to recreate a showroom

look, but that can leave your space feeling a bit lifeless. Your living room should reflect you—your taste, your lifestyle. Adding personal touches like family heirlooms, favorite colors, or travel mementos will make the space feel more authentic and truly yours.

**2. WHAT ARE THREE GLARING MISTAKES PEOPLE MAKE WHEN DESIGNING OR DECORATING THEIR LIVING ROOM?**

The three biggest mistakes I often see come down to the basics—**proportion, balance, and functionality.** Overcrowding a space with furniture that's either too big or too small throws off balance and makes the room feel cluttered. It's important to leave some negative space so the room can breathe and flow naturally. Functionality is key too—a beautiful room won't work if it's not practical. Make sure there's

enough seating, storage, and that traffic can flow easily throughout the space.

**3. DO YOU HAVE A GO-TO STYLE OR ARE FLEXIBLE AND FOCUS ON THE BEST STYLE FOR THE SPACE/CLIENT?**

I'm pretty adaptable when it comes to style. While I feel most at home with contemporary and transitional designs, I'm always excited to embrace a client's personal taste.

Recently, I had the good fortune to interview Andrea Ritten, owner and founder of Andrea Rose Design in Minneapolis, MN. I've known Andrea for a couple of years and am both familiar and impressed with her interior design talent and work.

She was kind enough to answer the following series of questions shedding light on the latest in interior design generally and her approach to design

specifically. I particularly like her explanation on how to give any room that "WOW" factor.beyond, delivering design projects that are both creative and deeply personal.

As a lifelong aesthete, she believes in surrounding herself—and her clients—with beauty, creating spaces that reflect authenticity and well-being.



If they're drawn to a different style, such as mid-century modern, or traditional look, I'll gladly lean into that. After all, it's their home, and it should reflect who they are.


**4. WHERE OR HOW DO YOU START WITH A ROOM OR HOME DESIGN? IS IT THE SPACE? FURNITURE SELECTIONS? LAYOUT?**

I always begin with a color story. Color has the power to evoke emotions, so I make sure to ask my clients how they want to feel in

the space. It can set the tone and even influence the overall weight of the room, making it a perfect starting point. From there, I create a functional layout, and then the furniture selections naturally fall into place. Sometimes, there's a standout piece—whether it's something I envision or an item the client already treasures—that inspires the entire design. Ultimately, there are no strict rules, just a creative flow that evolves with each project.

**5. HOW DO YOU STAY UP TO DATE WITH ALL THE LATEST PRODUCT OPTIONS OUT THERE?**

Keeping up with the latest in interior design can be time-consuming, but my strong network of suppliers and industry partners makes it effortless. These connections give me firsthand access to what's new and trending, allowing me to stay ahead of the curve. I also make it a point to attend the High Point Market every fall, where many of the year's most exciting products



are unveiled. It's a great way to immerse myself in upcoming innovations and bring fresh ideas to my projects.

**6. WHAT'S YOUR VIEW OF AI IN INTERIOR DESIGN? DO YOU USE IT? IF NOT, DO YOU THINK YOU'LL USE IT IN THE FUTURE?**

AI is such an intriguing development in the design world, and I'm always open to exploring new tools and technologies. While I don't currently use it, mainly





because I haven't had the chance to dive deep into its potential, I can definitely see myself incorporating it in the future—especially to streamline business operations like scheduling, budgeting, and workflow management. That said, I'm a big believer in authenticity, so I'm hesitant about using AI to create designs or images that lack a genuine, hands-on touch. There's something irreplaceable about the artistry and emotion that goes into real-world design.

#### **7. DO YOU HAVE ANY RULES YOU ALMOST NEVER BREAK WHEN IT COMES TO DESIGN? WHAT ARE THEY?**

While I believe design should always be flexible and tailored to the client and the space, there

are a few principles I almost never compromise on. One is functionality—a space has to work for the people living in it. No matter how beautiful a design is, if it doesn't meet the client's lifestyle needs, it won't succeed. Another rule I follow is to always respect balance and proportion. Measurements are one of the most critical elements when creating a balanced space that is visually harmonious. Lastly, I avoid using overly trendy pieces as the foundation of a design. While trends can be incorporated in accents or accessories, the core of the design should be timeless, allowing the space to remain relevant and adaptable for years to come.

#### **8. WHAT ARE YOU MOST**

#### **EXCITED ABOUT WITH INTERIOR DESIGN GOING FORWARD?**

I'm really excited about the integration of technology and sustainability in interior design. The rise of smart home technology (like automated window treatments), allows us to create spaces that are not only beautiful but also incredibly functional and efficient.

Additionally, the increasing focus on wellness in design is inspiring. Creating spaces that promote mental and physical well-being—through elements like natural light, biophilic design, and thoughtful layouts—aligns with my passion for enhancing quality of life through design.

#### **9. LIST THREE INTERIOR DESIGN TRENDS THAT ARE MOST EXCITING TO YOU RIGHT NOW?**

I'm truly inspired by the growing emphasis on wellness in interior design. Wellness is a personal passion of mine, so I love the idea of designing intentional spaces that prioritize mental and emotional well-being. Additionally, I'm excited to see bold wallpaper and color drenching making a comeback—they add a dynamic flair that can completely transform a room! Those trends coupled with the rising focus on sustainability fall into my top three design trends right now.

#### **10. WHAT THREE DESIGN TRENDS OR ANYTHING DESIGN-RELATED IS OVERHYPED RIGHT NOW?**


Fast furniture! While it has made it easier for people to furnish their homes quickly, this trend contributes to a throwaway culture, lacking sustainability and oftentimes quality. I think this leads to trends being way overdone. You lose a sense of uniqueness and authenticity when you buy mass-produced furniture and copy and paste from a retailer design.

All White/minimalism design is another trend that's been a bit overhyped. If taken too far, a space can really lack personality and feel stark. Your home should feel like a representation of who you are, and that requires adding character to a space.

#### **11. WHAT DESIGN ELEMENTS OR TIPS DO YOU USE THAT TAKE A ROOM'S DESIGN FROM DECENT TO JAW-DROPPING? THERE ARE NICELY DESIGNED SPACES AND THEN THERE'S "WOW!" WHAT GETS A SPACE TO WOW?**

To truly achieve that 'wow' factor, you have to be bold enough to embrace it! Many clients hesitate at the thought of strong contrasts—like a dramatic black wall or a wallpapered ceiling—but those unexpected elements are what make a statement.

Another essential element that often flies under the radar is lighting. It's incredibly underrated and can dramatically transform the ambiance of a room. My top tip? Aim for at least two layers of lighting, but ideally, three layers will give you the best results. This approach creates depth and warmth, enhancing the overall design.





Ready for the  
Holidays?

# TRY THESE 16 FESTIVE BEDROOM DECOR IDEAS

By Homestratosphere's Editorial  
Staff & Writers

As the holiday season approaches, I'm always excited to transform bedrooms into cozy retreats that capture the festive spirit. There's something special about waking up in a room that feels like a warm hug during these chilly months. Whether you're into subtle touches or a full-on winter wonderland, I've got some simple yet effective ideas to make your bedroom a holiday haven.

These are bedroom designs created with the aid of AI.

1



## DIY Bedroom Holiday Decor

Transforming your bedroom into a festive haven with DIY projects is not only fun but adds a personal touch to your space. Imagine waking up in a space that mirrors the very essence of the holiday season. A simple way to start is by making a garland using pinecones, string, and a little bit of paint.

Hang it over your headboard for that rustic feel. For another easy project, transform ordinary mason jars into candle holders. Fill them with Epsom salt to mimic snow and place a candle in the center. You can even dress up your bed by crafting pillow covers using holiday-themed fabric or colors.

### Why We Love It

DIY decor brings something special to the bedroom, providing a sense of accomplishment and personal expression. It's amazing to see how a few handmade items can completely change the atmosphere. There's nothing quite like enjoying the fruits of your labor and knowing you've added a bit of yourself to the room.

Plus, it's a budget-friendly way to update your space without blowing your holiday budget. Every time you catch a glimpse of the decor, you'll be reminded of the fun and satisfaction you felt while creating it.

2

## Kids Bedroom Holiday Decor

Turning a child's room into a festive wonderland can be a delightful project. It's all about injecting whimsy and excitement that's perfect for the little ones during the holiday season. I suggest adding elements like colorful string lights draped around their bed or hanging from the ceiling.

You might want to create a reading nook with cozy holiday-themed blankets and pillows. Incorporating a small tree with their own handcrafted ornaments can give them ownership over the decor process.

### Why We Love It

I love how **kids' holiday bedroom** decor sparks their sense of imagination. It creates an environment where the magic of the season feels tangible and exciting. When you let kids be part of the decorating process, it can be a fantastic bonding experience, and they'll treasure the space they helped create.

More than just aesthetics, these decor projects allow for meaningful family interactions, ensuring everyone feels a part of the holiday celebrations.



## Small Bedroom Holiday Decor

Small spaces can radiate holiday cheer with strategic decorating touches. Start by selecting a color palette that matches the rest of your home, using deep greens or rich reds to create a cohesive look.

Consider compact decor items like mini wreaths above the headboard or festive throw pillows that don't take up much space. Add string lights or a small garland over the bedroom door for a welcoming sparkle. Hanging a seasonal tapestry or art piece can create a focal point without cluttering the room. Don't forget a cozy throw blanket to add warmth and texture.

### Why We Love It

**Small bedroom holiday decor** brings a sense of intimacy and charming ambiance. I love how it can turn a confined space into a cozy retreat that feels both festive and personal. By sticking to a few well-chosen decorations, you maintain functionality while embracing the holiday spirit.

These compact touches provide a tailored look, ensuring your space doesn't feel overcrowded. Plus, you get to enjoy the tranquil glow from a few string lights or cherish the inviting scent of a pine-scented candle, turning your small bedroom into a delightful holiday escape.

3





4

### Why We Love It

Christmas decor fills the bedroom with comfort and joy. I enjoy seeing how twinkling lights can transform the space into a retreat. It's about creating an environment where my family and I can unwind after busy holiday activities.

These decorations bring warmth, and the season's scents make it even better. I find that mixing decorations enhances the room's feel, turning an ordinary room into a cozy escape that captures the spirit of Christmas perfectly.

# Bohemian Bedroom Holiday Decor

## Why We Love It

The bohemian holiday decor style offers an expressive and flexible approach to home decor. It allows you to be creative, combining different personal artifacts, handmade pieces, and bold patterns. What I find most appealing is how this style embraces imperfection—there's beauty in the mix-and-match approach that reflects individuality.

Plus, it's a sustainable option, as you can easily incorporate vintage or recycled items. This way, you create a serene, layered space that feels not only festive but also personal and genuine, capturing the essence of a holiday retreat without the need for traditional decor.

This style combines natural elements, layered textures, and vibrant colors to create a cozy, inviting space. To bring a bohemian touch to your holiday decor, start with rich, earthy color palettes. Use textiles like macrame wall hangings, patchwork quilts, and woven rugs to layer the space with warmth.

Incorporate natural elements such as pampas grass, dried flowers, or a wicker lamp for a rustic feel. Mixing patterns and textures effortlessly adds character, so don't shy away from pairing various fabrics. For an extra touch of festivity, fairy lights draped across the headboard or interwoven in a canopy can create an intimate and whimsical atmosphere.



5

# Christmas Holiday Bedroom Decor

Transforming your bedroom for Christmas is a joy. It's about mixing rich textures and festive motifs for a cozy yet elegant feel. Christmas bedroom decor is all about bringing warmth inside. I love using plaid blankets and knitted throws for that snug vibe.

Adding string lights around bedposts or windows makes the space twinkle. I often include subtle decorations, like evergreen garlands or a small Christmas tree on a dresser. Using red and green throw pillows adds seasonal cheer, with a wreath above the bed as a focal point.

6



### Why We Love It

I absolutely appreciate how a thoughtfully **decorated guest bedroom** can make visitors feel at home. It's all about creating that cozy nook where your guests can relax after a day filled with holiday cheer. The subtle decorations balance the festive spirit without overpowering, ensuring it remains a restful sanctuary.

I find there's real joy in knowing your guests feel welcome and comfortable, surrounded by touches that echo the warmth and spirit of the season. It's not just about aesthetics, but about the entire experience you create for them.

## Guest Bedroom Holiday Decor

Transforming your guest bedroom into a cozy retreat can make your holiday visitors feel extra special. Imagine your guests entering a space that instantly feels warm and welcoming. Start with layering plush bedding in soft, complementary colors like creams and grays that evoke winter's charm.

Add a touch of holiday spirit with a few well-placed accessories such as a small evergreen plant or a simple string of fairy lights around the headboard. Consider placing a tray with a couple of festive treats and a holiday-scented candle to greet your guests upon arrival.

## Modern Bedroom Holiday Decor

When I think of modern holiday bedroom decor, I picture minimalistic designs with sleek lines and a sophisticated touch. To achieve this look, start by adding metallic accents like gold or silver throw cushions and ornaments.

Stick to a neutral color scheme with pops of soft hues for added depth. Consider incorporating geometric patterns through textiles or wall art to create a clean, contemporary vibe. LED string lights with a warm glow can add an elegant touch without being overpowering.

7



### Why We Love It

I love modern holiday decor for its simplicity and elegance—it makes a small space feel uncluttered yet festive. There's something special about having a room that's tastefully adorned without excessive decorations. It allows individual pieces, **like a statement mirror or chic vase with winter branches**, to stand out.

This style emphasizes quality over quantity, focusing on subtle details that bring warmth and comfort. Plus, it's easy to switch up as you please, making it a versatile choice throughout the holiday season.



# 8

## Simple Bedroom Holiday Decor

When it comes to simple holiday bedroom decor, the key is effortless charm with minimal fuss. I start by choosing a neutral color palette, adding pops of classic holiday colors like red or gold through throws or cushions. A soft, warm throw blanket at the foot of the bed instantly cozies things up.

I recommend hanging a small wreath above the bed or on a window for a subtle festive touch. Incorporating natural elements, like pine branches in a vase, keeps the decor understated yet seasonal. Finally, swapping out regular lamps for ones with soft, warm lighting can create a snug, inviting atmosphere.

**Why We Love It**

I love this approach because it's easy to execute without overwhelming the space. Simple decor maintains tranquility in the bedroom, providing a peaceful retreat. The less-is-more philosophy works wonders, especially if you're short on time or budget.

By focusing on **key elements like color** and natural touches, the room feels festive without being overdone. Plus, you can easily tweak these elements as the season progresses or after the holidays. This method prioritizes comfort and elegance, transforming any bedroom into a serene holiday sanctuary without cluttering it.



# 9

## Teen Bedroom Holiday Decor

Creating a teen-friendly holiday bedroom is a great way to capture their style while adding some festive flair. It's important to combine trendy and cozy elements that appeal to their unique taste. When decorating a teen's bedroom for the holidays, think colorful and modern with a hint of festive spirit.

Use string lights or LED neon signs to set a playful vibe. Add cozy elements like a plush throw in a bold color or trendy pattern, and hang a small garland or banner with cheeky holiday phrases. Consider a mini tree or a fun wall decal that can easily be removed after the holidays.

**Why We Love It**

I love **teen holiday bedroom** decor because it balances fun and personal expression without overdoing it. Teens get the chance to express their style, which can make the season more special. Plus, these simple tweaks can be budget-friendly, letting you do a lot with a little.

It's an opportunity to collaborate with your teen, making the decoration process a bonding activity. There's no need for elaborate setups; just a few thoughtful touches can create a space they'll be proud to show off.

10

## Minimal Bedroom Holiday Decor

Minimal holiday decor in the bedroom is all about simplicity and tranquility. It's like a breath of fresh air amidst the holiday bustle. I suggest starting with a soft color palette—think whites, soft grays, and muted greens. These colors bring a calming effect that's perfect for unwinding.

A simple white or cream throw can add warmth without being overwhelming. Adding a single eucalyptus garland over the headboard can create a festive but understated touch. Consider a small, undecorated pine tree in the corner. It adds a natural element without cluttering the space. Minimalist decor thrives on restraint, making every piece intentional and serene.

### Why We Love It

I love **minimal holiday bedroom** decor because it offers a peaceful retreat from holiday chaos. It doesn't scream holiday, yet it feels seasonal. There's something so relaxing about walking into a bedroom that's calm and uncluttered, especially when everything else is busy.

This approach lets the quality of each decor piece shine, meaning you can invest in a few high-quality items that will last. Plus, it's budget-friendly. You don't need many pieces to make an impact, and everything works together to create a cohesive, soothing atmosphere. It's ideal for anyone craving a simple, stress-free holiday bedroom.



11

## Cozy Bedroom Holiday Decor

Creating a cozy holiday retreat in your bedroom is all about layering warmth and softness into the space. Cozy bedroom holiday decor focuses on warmth, comfort, and inviting elements. Think chunky knit blankets, plush pillows, and soft linens that you can layer onto your bed. I love incorporating fairy lights to add a gentle, twinkling glow to the room.

Candles or diffusers with holiday scents like pine or cinnamon enhance the warm, festive feeling. Consider adding a simple garland made from evergreen branches or incorporating a few pinecones for a natural touch. Also, a warm area rug can instantly make the space feel snug and inviting.

### Why We Love It

We love cozy bedroom decor for its ability to transform a space into a haven of relaxation, especially during the holidays. It's about creating a sanctuary where we can unwind from the hustle of the season. The simplicity of layered textures and subtle seasonal elements make the ambiance feel genuine and heartfelt.

What truly makes this approach special is its flexibility; you can easily adapt it with a few key pieces and budget-friendly finds. Plus, there's something so satisfying about curling up in a room that feels like a personal retreat during the chilly months.



## 12. Farmhouse Bedroom Holiday Decor



Farmhouse-style decor radiates a cozy, rustic charm perfect for the holiday season. It's all about mixing textures, muted colors, and natural elements to craft an inviting space. Picture a bedroom filled with soft, plaid throw blankets, wooden accents, and dried eucalyptus wreaths.

You might hang a burlap garland above the bed or use metal lanterns filled with fairy lights for a soft glow. These simple elements bring the charm of a country home right into your bedroom, creating a warm and welcoming holiday retreat.

### Why We Love It

**The farmhouse style** feels effortlessly cozy, which makes it a favorite for holiday decor. I love how its neutral palette allows for easy adaptability, letting you add your personal touch with minimal effort. The use of reclaimed wood, iron details, and vintage-inspired pieces adds character without overpowering the room.

This style encourages simplicity and warmth, providing a comforting refuge from the holiday hustle and bustle. Its inviting nature makes it not only stylish but also practical for creating a peaceful, festive environment.

## 13. Rustic Bedroom Holiday Decor



Picture this: a cozy bedroom with a woody charm that screams holiday warmth. Using elements like distressed wood, burlap, and cozy burlap tents can evoke a sense of rustic calmness. Consider hanging wreaths made from pinecones and sprigs of cedar. Adding soft, plaid blankets and pillows brings in a cabin-like vibe.

You can drape string lights along a wooden headboard for a soft glow. Also, placing lanterns or mason jar candle holders on bedside tables adds that extra touch of warmth. Rustic decor is all about those genuine, natural finishes that invite comfort and relaxation.

### Why We Love It

There's something special about rustic decor that instantly makes a room feel like a warm embrace. It's simple yet full of character, offering that homely touch that's perfect for the holidays.

What I adore about the rustic style is its authenticity; the natural textures and tones make everything feel grounded and sincere. It encourages us to rely on simple materials and clever styling, which can be incredibly satisfying. There's a soothing quality in having a space that feels lovingly curated with pieces that have a story, reminding us of comforting times in the past.

## 14. Pink Bedroom Holiday Decor



Transforming your bedroom into a pink holiday wonderland can add a fun twist to traditional decor. Start with blush-toned bedding accented by fluffy white pillows for a soft, inviting look. You can hang pink ornaments from the ceiling or wrap fairy lights around the bed frame for an ethereal touch.

Consider placing a snowy white rug for added texture and warmth. Adding a small pink Christmas tree on a dresser or bedside table brings a festive vibe without overwhelming the space. Mix in gold accents through picture frames or candle holders to tie everything together seamlessly.

### Why We Love It

I love the pink holiday decor for its fresh, playful vibe that breaks away from traditional reds and greens. This color scheme lends itself to a whimsical and personalized space that feels both cheerful and cozy.

It's easy to layer different shades of pink, giving you freedom to find just the right balance of elegance and fun. This decor easily ties in with existing furniture and makes the room a comforting retreat during the holiday season. Plus, it offers an unexpected surprise for guests, making your home feel uniquely you.

## 15. Green Bedroom Holiday Decor



Think lush greenery and earthy tones to create a festive yet tranquil atmosphere. Incorporating green into your holiday decor can be an elegant way to bring the outdoors inside. Use evergreen garlands draped across the headboard or windows for a fresh look.

Choose bedding with deep green tones and add contrasting white or cream pillows to brighten the space. Incorporating natural elements like a small pine tree or a vase filled with eucalyptus can enhance the theme. Don't forget to hang a simple wreath made of pine branches and berries for understated charm.

### Why We Love It

I love green holiday decor because it's soothing yet festive. It reminds me of a peaceful forest, creating a calming sanctuary during the holiday bustle. Plus, it's versatile, working well with various styles, from modern to rustic.

The natural elements also bring a refreshing scent, adding an aromatic dimension that transforms a bedroom into a woodland haven. The simplicity of green decor keeps things relaxed, allowing for a subtle holiday touch without overwhelming the senses. It's ideal for those who want understated elegance.

# Neutral Bedroom Holiday Decor

Decorating with a neutral palette brings a sense of calm and elegance to your holiday bedroom. Think soft whites, subtle grays, and gentle beiges. Using natural materials like linen and wool can add texture and warmth.

You might place a simple wreath of dried eucalyptus above the bed or drape a neutral knit throw across a chair for a cozy touch. Accents like small glass ornaments in muted tones scattered on a vanity can add a festive touch without overpowering the space.

This understated approach makes the bedroom feel like a tranquil retreat during the busy holiday season.

## Why We Love It

I love neutral decor for its timeless and sophisticated vibe. It creates a peaceful atmosphere that's perfect for winding down after a bustling day. The best part about neutral tones is their versatility—you can easily switch out accents as the seasons change without the need for a full room overhaul.

You might find slipping into a bed with soft, neutral linens next to a glowing candle on the nightstand to be incredibly soothing. It's the kind of decor that feels welcoming and homely, ideal for those who appreciate elegance and comfort in a busy festive period.



# Conclusion

Decorating your bedroom for the holidays is all about creating a space that feels warm, inviting, and uniquely yours. Whether you're drawn to the cozy charm of farmhouse decor, the modern simplicity of minimalist design, or the playful spirit of a pink-themed retreat, there's a style that can transform your room into a festive haven.

INTRODUCING THIS ELEGANT

# 4-BEDROOM EUROPEAN-STYLE HOME PLAN

WITH **FIRST-CLASS AMENITIES** THROUGHOUT



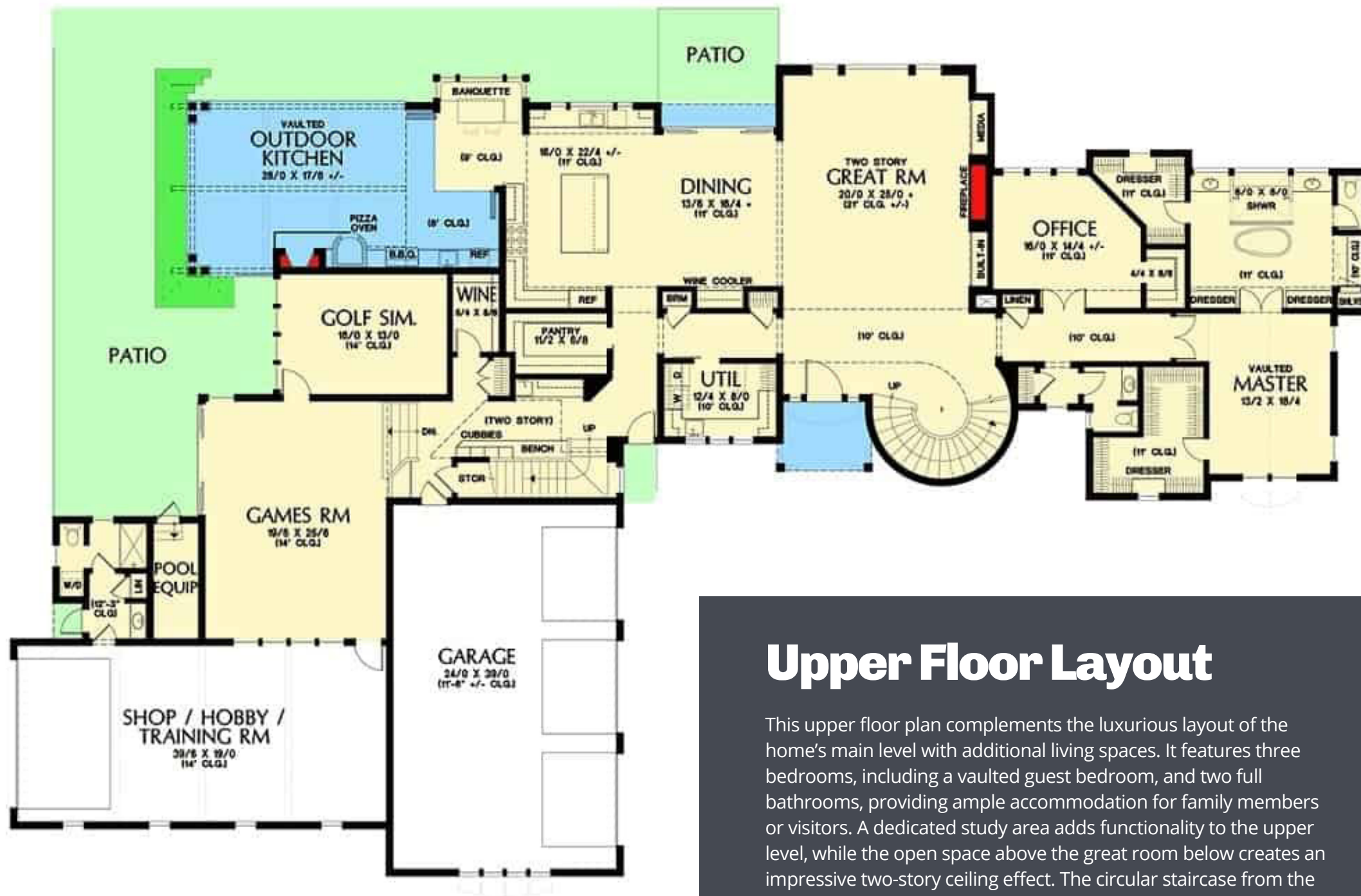
This stunning 7,149 sq. ft. European-style home offers a luxurious blend of elegance and comfort. With four spacious bedrooms and 4.5 lavish bathrooms, every corner is designed to pamper and impress. From its grand living spaces to the premium amenities, this home sets a new standard for upscale living.

# Main Level Floor Plan

This expansive floor plan showcases a luxurious single-story home with multiple specialized areas for entertainment and relaxation. The layout features a large outdoor kitchen and patio area, complemented by indoor spaces including a games room, golf simulator, and a two-story great room.

The master suite is generously sized and includes a vaulted ceiling, while the home also offers a dedicated office space. Additional amenities include a wine room, a circular staircase, a three-car garage, and a shop/hobby/training room, making this an ideal residence for those who enjoy both indoor and outdoor living with ample space for various activities.

**BUY: ARCHITECTURAL DESIGNS  
- PLAN 69632AM**



## Upper Floor Layout

This upper floor plan complements the luxurious layout of the home's main level with additional living spaces. It features three bedrooms, including a vaulted guest bedroom, and two full bathrooms, providing ample accommodation for family members or visitors. A dedicated study area adds functionality to the upper level, while the open space above the great room below creates an impressive two-story ceiling effect. The circular staircase from the main floor continues upward, serving as an elegant focal point and providing access to this well-designed second story.

Next is a series of photos showing the inside and exterior of this amazing home and house plan.





## Grand European Manor with Timeless Appeal

This striking European-style home captures attention with its grand turret and steep rooflines. The light stone exterior contrasts beautifully against the dark, slate-colored roof, creating a refined and timeless look. The four-car garage offers ample space while blending seamlessly into the home's facade. Surrounding landscaping complements the structure, enhancing

curb appeal and lending a touch of nature to this stately property.

This grand exterior boasts a classic European design, complete with a turret, arched windows, and a striking blend of stone and stucco. The sleek black roof contrasts beautifully with the light stone, creating a timeless yet contemporary feel. Multiple garages and a spacious driveway

**BELOW**  
*Stately European Elegance with Modern Appeal*



enhance functionality while maintaining the home's aesthetic appeal. Thoughtful landscaping softens the structure's bold lines and adds a welcoming touch.

## Grand Entrance with Striking Symmetry

The home's entrance greets you with a perfect blend of architectural symmetry and modern design. The turret adds a regal touch, while large black-framed windows allow natural light to flood in.


The expansive driveway offers ample space for multiple vehicles, making it both practical and stylish. Flanked by warm stonework and soft exterior lighting, this entrance feels both impressive and inviting.



## Soaring Living Room with Panoramic Views

With floor-to-ceiling windows, this living room offers sweeping views of the surrounding landscape while filling the space with natural light. The wood-beamed ceiling adds warmth and texture, complementing the modern chandeliers that provide a focal point.

Plush seating and a cozy fireplace create a welcoming atmosphere, perfect for relaxation or entertaining. The open-concept layout allows seamless flow between the living, dining, and kitchen areas.



## Curved Staircase with Artful Simplicity

This curved staircase serves as the focal point in the home's grand entryway, balancing elegance with simplicity. The black iron railing contrasts sharply against the white walls and dark hardwood floors, offering a chic, minimalist aesthetic.

A delicate chandelier above adds a touch of glamour, while the natural light from high-set windows enhances the airy atmosphere. The space is both functional and a beautiful statement piece.

# Open-Concept Living Meets Rustic Charm

This open-concept space combines sleek modern finishes with rustic charm, highlighted by wood beam ceilings and large industrial-style lighting.

The dining area effortlessly blends into the living room, creating a seamless flow perfect for hosting gatherings.

The expansive windows offer stunning views and allow light to flood the room, enhancing the spaciousness. Dark hardwood floors anchor the room, providing a contrast



## Inviting Living Room with Cozy Fireplace



to the lighter furnishings and walls. This living room exudes warmth, with its rich wood accents and an inviting fireplace framed by elegant, black-panel cabinetry.

A neutral color palette with textured rugs and soft furnishings balances the bold architectural elements. The large circular chandelier creates a focal point while echoing the room's modern, rustic vibe. Expansive windows frame a breathtaking view, enhancing the room's sense of openness.



## Sophisticated Open Living Area with Dramatic Lighting



This open living area is defined by its tall ceilings, rich dark floors, and impressive statement lighting. A double chandelier commands attention, adding a sense of drama and elegance to the space.

The natural light from oversized windows brightens the space, while the neutral furnishings create a perfect balance between coziness and sophistication. The fireplace serves as the heart of the room, enhancing both its function and aesthetic appeal.

## Open Dining and Living Space with Rustic Charm

This dining room stands out with a large, bold table and elegant, black chairs beneath geometric chandeliers. The wood-beamed ceiling adds warmth, balancing the room's modern industrial vibe.

A built-in bar area tucked into the wall elevates the room's function, perfect for hosting dinner parties. Light floods in through oversized windows, making the space both bright and cozy.



The open kitchen impresses with its clean white cabinetry and rustic wood accents. The island serves as a central feature, with ample seating and workspace, enhanced by the striking pendant lighting above. The seamless flow between kitchen, dining, and outdoor spaces makes this a hub for gatherings and casual meals alike. Every detail, from the high-end appliances to the spacious countertops, exudes both function and style.

## Expansive Kitchen with Modern Rustic Appeal

## Sophisticated Dining Room with Industrial Accents



This dining room stands out with a large, bold table and elegant, black chairs beneath geometric chandeliers. The wood-beamed ceiling adds warmth, balancing the room's modern industrial vibe. A built-

in bar area tucked into the wall elevates the room's function, perfect for hosting dinner parties. Light floods in through oversized windows, making the space both bright and cozy.



## Bright and Airy Kitchen with a View

This bright kitchen offers a stunning view through large windows, filling the room with natural light. The island provides a perfect spot for casual dining or meal prep, while the geometric lighting fixtures add a modern touch. The blend of white cabinetry and wood accents creates a warm, welcoming atmosphere. With easy access to the outdoor living space, this kitchen is both practical and inviting.

## Contemporary Kitchen with Industrial Flair

Featuring sleek white cabinets and a large island, this kitchen is the heart of the home. The industrial pendant lights add a stylish focal point, while the wood beams on the ceiling bring in a rustic element. The marble backsplash and high-end appliances elevate the space's functionality. This kitchen seamlessly connects to the outdoor dining area, making it perfect for entertaining.



## Contemporary Rustic Kitchen

This kitchen strikes a balance between rustic warmth and modern elegance with its wooden ceiling beams and marble backsplash. The large island provides ample prep space, accompanied by industrial-style barstools for casual dining.

Geometric pendant lights add a contemporary touch, while large windows flood the room with natural light. The spacious layout ensures ease of movement, making this kitchen both stylish and functional for entertaining.

## Spacious Open Concept for Easy Flow

With a seamless connection to outdoor spaces, this open-concept kitchen makes entertaining a breeze. The large kitchen island with chic barstools becomes a central gathering spot, while the nearby dining area is perfect for family meals.

Sliding doors lead to a cozy outdoor patio, extending the living space and bringing the outside in. The overall design is clean and modern, creating a welcoming environment for both casual and formal gatherings.



# Cozy Breakfast Nook with Seamless Indoor-Outdoor Living

This breakfast nook is perfectly placed next to floor-to-ceiling glass doors that open out to a spacious patio. The casual seating arrangement is ideal for family breakfasts, while the large windows bring in plenty of light.

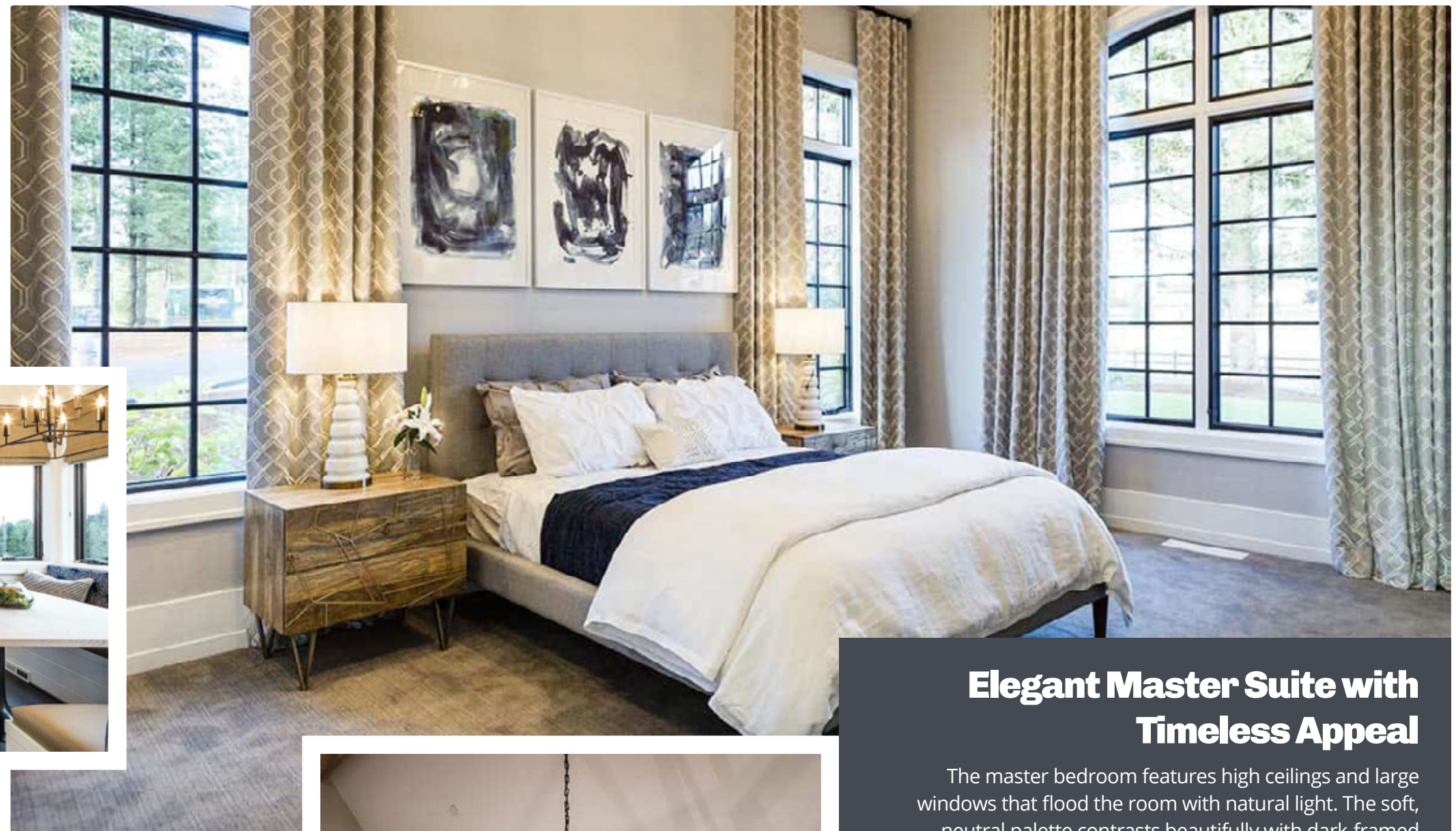
The combination of modern furniture and rustic touches ties the space to the rest of the home. With easy access to outdoor living, this nook is both functional and relaxing.



## Cozy Dining with a Seamless Indoor-Outdoor Flow

This cozy nook invites you to relax with a blend of comfort and style. The cushioned built-in seating wraps around the table, making it ideal for family meals.

Large glass doors open to a spacious patio, extending the dining space to the outdoors. The industrial-style light fixture adds a modern touch to the warm and inviting setting.



## Elegant Master Suite with Timeless Appeal

The master bedroom features high ceilings and large windows that flood the room with natural light. The soft, neutral palette contrasts beautifully with dark-framed windows, creating a perfect balance of modern and classic.

A statement chandelier adds a touch of luxury, while the cozy bed setup ensures restful sleep. This space is both elegant and serene, ideal for unwinding after a long day.

## Rustic Chic Bedroom for a Warm Retreat

This bedroom pairs a rustic headboard with elegant side tables for a cozy, inviting space. The vaulted ceiling adds grandeur, while soft lighting from the bedside lamps creates a soothing ambiance.

Muted tones and textured details bring warmth to the room, making it feel like a perfect retreat. The minimalistic décor ensures the room feels spacious yet intimate.



## Charming Loft with a Functional Mini Bar

A modern loft space comes to life with this stylish and functional mini bar. Open shelving provides plenty of space for decor, while sleek cabinetry ensures ample storage for drinks and snacks.

The neutral color palette makes the space feel airy and open. Perfect for entertaining or enjoying a quiet night in.



## Spacious Loft with a Cozy Reading Nook



This bright and airy loft space is defined by its vaulted ceilings and soft, neutral color scheme. A built-in window bench creates the perfect spot for reading or daydreaming, while the minimalist décor keeps the space open and uncluttered.

The soft lighting adds to the calm and inviting atmosphere. It's a versatile space perfect for a quiet retreat or as an additional living area.

# Vibrant Guest Bedroom with Bold Colors



A splash of blue dominates this guest bedroom, creating a vibrant and playful atmosphere. The cozy bed features a modern, patterned quilt and contrasting pillows for added texture. A built-in window seat adds a cozy corner for reading or relaxing. Simple, yet bold wall art ties the room together, making it a fun and inviting space.



## Chic Powder Room with a Touch of Glamour

This powder room combines modern fixtures with glamorous touches, such as the crystal chandelier. The unique mirror shape adds visual interest, while the sleek vanity and metal fixtures provide a minimalist look.

Dark flooring contrasts with the light walls, adding depth and elegance. It's a chic and stylish space perfect for guests.



## Luxurious Master Bath with Spa-Like Features

This master bathroom exudes luxury with its freestanding tub and expansive glass shower. Marble surfaces add timeless elegance, while custom cabinetry with mirrored doors enhances the sense of space. The layout is designed for relaxation, with plenty of natural light streaming in from large windows. It's a spa-like retreat that invites you to unwind.

## Modern Bathroom with Crisp, Clean Design

This bathroom combines crisp white tiles and fixtures with a touch of modern elegance. The glass-enclosed shower keeps the space feeling open, while marble countertops add a luxurious touch.

Simple yet elegant décor keeps the room light and fresh. It's a functional space that feels contemporary and stylish.



## Modern Yet Simple Bathroom with a Touch of Elegance

This bathroom boasts a sleek and clean design, perfect for any contemporary home. The glass-enclosed shower keeps the room feeling spacious and open, while the marble countertop adds a luxurious touch.


Minimalistic art and chrome fixtures enhance the modern appeal, ensuring a sophisticated aesthetic. The white tiles and light color palette contribute to a bright, refreshing atmosphere that invites relaxation.



# Charming Home Office Retreat

This home office is a peaceful corner designed for productivity and relaxation. The natural light floods in through expansive windows, while the rustic barn-style sliding door adds an industrial touch.

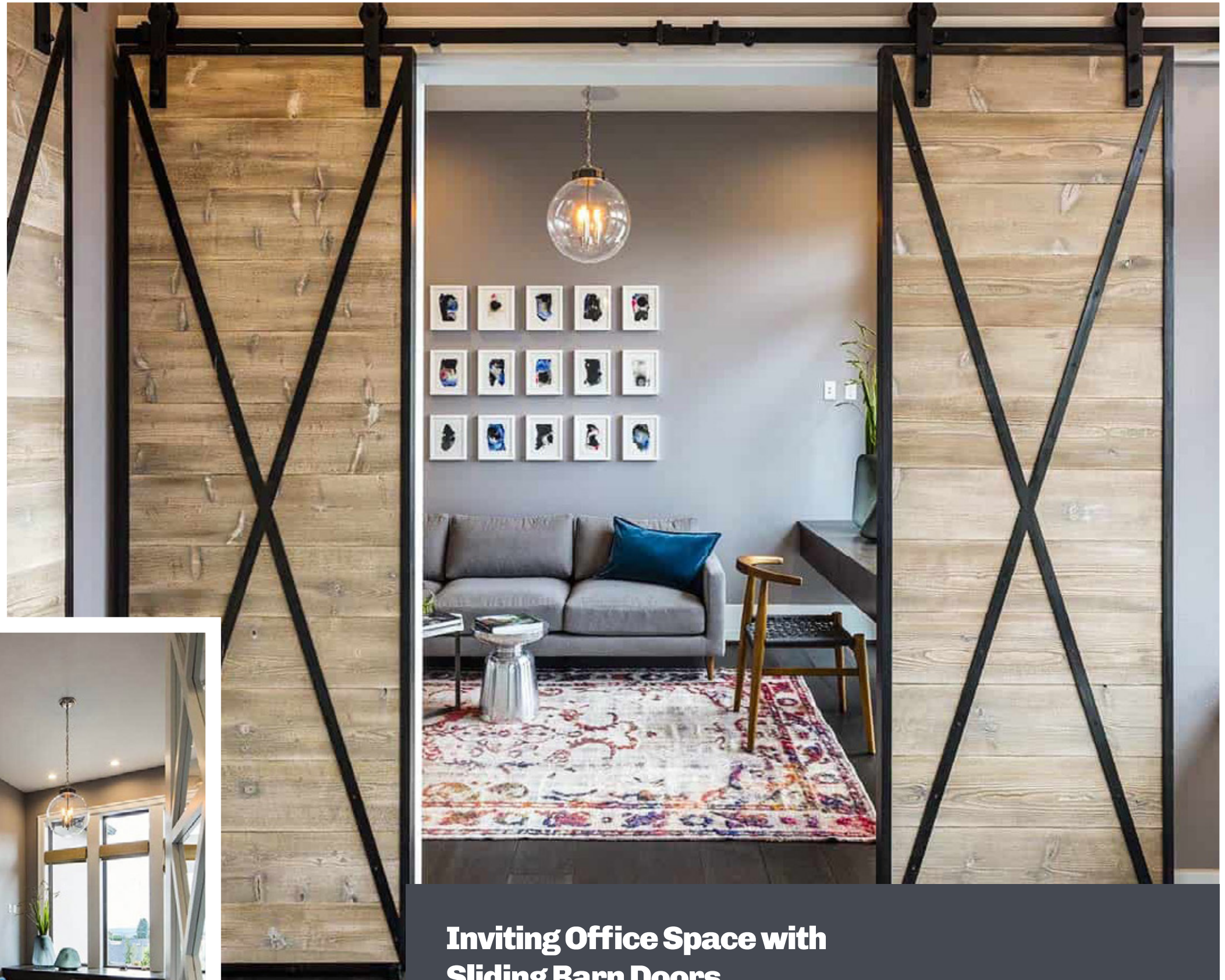
The desk is strategically placed to allow for a calming view, creating an inviting workspace. A mix of textures from wood and soft fabrics ensures both style and comfort.



# Contemporary Office with Natural Light

This cozy office is a perfect blend of sleek modern lines and rustic accents. A large window floods the room with natural light, while a glass pendant light hangs over the desk, providing a touch of elegance.

The combination of a modern desk and vintage-inspired rug makes this space both stylish and functional, offering a serene spot for work or study.



## Inviting Office Space with Sliding Barn Doors

This home office space is enhanced by eye-catching barn doors that slide open to reveal a stylish yet functional room. The neutral color palette with warm wood tones creates a soothing environment for focused work. The patterned rug adds vibrancy and contrast against the dark floors. This office balances contemporary design with a cozy, intimate feel.



## Modern Staircase with Built-in Seating

This contemporary staircase is the focal point of the room, with its dark wood steps and bright white backdrop.

Below the staircase, a built-in bench provides a comfortable seating area with blue cushions, perfect for relaxing. The sleek design is complemented by a modern light fixture above, adding sophistication to this transitional space.



## Stylish Entryway with Modern Shelving

The sleek black railing contrasts beautifully with the bright white shiplap wall in this airy entryway. Floating wooden shelves add depth and character while providing practical storage space.

The minimalistic design is accentuated by bold navy storage baskets, blending functionality with style. This staircase's clean lines and dark wood tones create a timeless look.



# Eclectic Family Room with Industrial Vibes

A colorful and eclectic mix of retro signage, vintage décor, and modern furniture brings personality to this living space. The warm leather sectional adds coziness, while the industrial-style coffee table and light fixture tie the room together. The large windows flood the area with natural light, enhancing the vibrant red accents in the décor.

## Casual family / multi-purpose room

This spacious family room combines retro-inspired décor with industrial elements for a unique vibe.

The polished concrete floors and metal locker-style storage units contrast with the soft textures of the leather couch and vibrant area rug. Vintage signs add a touch of nostalgia, bringing character and warmth to this fun, playful space.



## Functional and Bright Laundry Room

This bright and airy laundry room combines functionality with elegant design. The farmhouse-style sink and subway tile backsplash offer a touch of rustic charm.

Sleek cabinetry provides ample storage, while the fold-down drying rack adds a smart, space-saving feature. The window allows natural light to keep the space feeling fresh and open.





## Landing with Architectural Details

This airy landing is enhanced by an open railing and natural wood beams on the ceiling, blending modern and rustic styles seamlessly. The built-in bookshelf adds a touch of charm and functionality, making use of vertical space. The neutral tones and architectural detailing make this an elegant transition space in the home. Featuring sleek white cabinets and a large island, this kitchen is the heart of the home.

## Breathtaking Outdoor Living Space

This stunning covered patio showcases the perfect blend of indoor comfort and outdoor beauty. The vaulted wooden ceiling with exposed beams creates a warm, inviting atmosphere.

A fully equipped outdoor kitchen and dining area make entertaining a breeze, while comfortable seating invites relaxation. The pièce de résistance is the panoramic view of lush forest and mountains, providing a serene backdrop for al fresco living.



## Luxurious Home Gym with Cathedral Ceilings


This home gym exudes elegance with its cathedral ceilings and exposed wooden beams. Large windows and glass doors flood the space with natural light, creating an inviting atmosphere for workouts.

The polished concrete floor adds an industrial touch while providing durability for heavy equipment. High-end exercise machines are strategically placed to maximize the spacious layout, offering a comprehensive fitness experience in the comfort of home.

## Versatile Indoor-Outdoor Fitness Studio

This innovative gym design seamlessly blends indoor and outdoor spaces for a dynamic workout environment. A large garage-style door opens to reveal a serene forest view, allowing fresh air and nature to become part of the exercise routine.

The vaulted ceiling with exposed beams adds visual interest and a sense of spaciousness. Large windows offer glimpses into an adjacent lounge area, creating a multi-functional space that combines fitness and relaxation.



# Luxurious Indoor-Outdoor Entertainment Area

This sophisticated outdoor living space seamlessly connects to the home's interior through expansive folding glass doors. The covered patio features a vaulted ceiling with warm wood tones, creating an inviting atmosphere.

A fully equipped outdoor kitchen with stone accents provides a perfect spot for cooking and entertaining. Comfortable seating areas and a dining space offer multiple options for relaxation and socializing, all while enjoying breathtaking views of the surrounding forest.



## Luxurious Hillside Haven with Illuminated Pool

This stunning contemporary home seamlessly blends indoor and outdoor living. The striking gabled entrance with warm wood tones creates an inviting atmosphere. Large windows and glass doors allow the interior to glow, highlighting the open-concept design.

The expansive patio features comfortable lounge chairs and leads to a beautifully lit pool with water features, perfect for evening entertaining. The backdrop of evergreen trees adds a touch of natural beauty to this luxurious retreat.



## Elegant Modern Estate with Resort-Style Amenities

This impressive residence showcases a harmonious blend of traditional and contemporary design elements. The multi-gabled roof and stone accents add architectural interest, while large windows provide ample natural light.

A welcoming covered entrance with timber framing creates a striking focal point. The spacious patio area includes a generously sized pool with fountain features, offering a resort-like atmosphere for relaxation and entertainment. Well-manicured landscaping completes the polished look of this upscale property.



# Scenic Hilltop Retreat with Panoramic Views

This exquisite home takes full advantage of its elevated position, offering breathtaking views of the surrounding landscape. The contemporary design features a prominent gabled entrance with warm wood tones that contrast beautifully against the light exterior.

Large glass doors and windows blur the line between indoor and outdoor spaces, while the covered patio provides an ideal spot for al fresco dining. The infinity-edge pool with illuminated fountains creates a luxurious foreground to the stunning sunset vista, embodying the perfect balance of comfort and natural beauty.

**BUY: ARCHITECTURAL DESIGNS  
- PLAN 69632AM**



INTRODUCING THIS STUNNING

# 6-BEDROOM MODERN FARMHOUSE FLOOR PLAN

WITH A BRIDGE-LOFT, BONUS ROOM, 4-CAR GARAGE, AND A FINISHED BASEMENT OPTION



This stunning 4,838 sq. ft. home beautifully combines modern design with traditional farmhouse charm, creating a seamless blend that's growing in popularity. Featuring six bedrooms and five-and-a-half bathrooms, this two-story layout offers ample space for family living and entertaining.

Highlights include a loft, bonus room, and a spacious four-car garage, with the option for a walkout basement. The detailed floor plans showcase the thoughtful design, while the accompanying interior photo gallery brings this modern farmhouse to life, demonstrating its exceptional execution of this beloved style.

# Main Level Floor Plan

## “Contemporary Farmhouse” with Incredible Curb Appeal

This stunning modern farmhouse features an impressive facade with clean lines and a balanced blend of classic and contemporary elements. The white vertical siding, black-framed windows, and stone accents create a timeless yet fresh look.

The inviting front porch with an arched entryway adds warmth and charm, leading into the expansive interior. With multiple gables and a generous four-car garage, the home exudes both elegance and functionality, making it perfect for modern living while retaining its farmhouse roots.

**BUY: ARCHITECTURAL DESIGNS  
- PLAN 69632AM**



The main floor of this modern farmhouse offers a thoughtful, open-concept layout perfect for both family living and entertaining. The heart of the home is the expansive great room, which connects seamlessly to the kitchen and cozy breakfast nook, with access to a vaulted covered deck for outdoor gatherings.

A luxurious master bedroom suite with a spa-like bath and walk-in closet is tucked away for privacy, while the formal dining and living rooms provide elegant spaces for hosting. Additional features like a large pantry, laundry/mudroom with dog wash, and a four-car garage emphasize convenience and modern functionality.

## Second Floor Layout

The second floor of this modern farmhouse offers both privacy and shared spaces for family living. Three bedrooms, each with their own walk-in closets and bathrooms, provide ample personal space, while a loft area overlooks the great room below, creating a sense of openness.

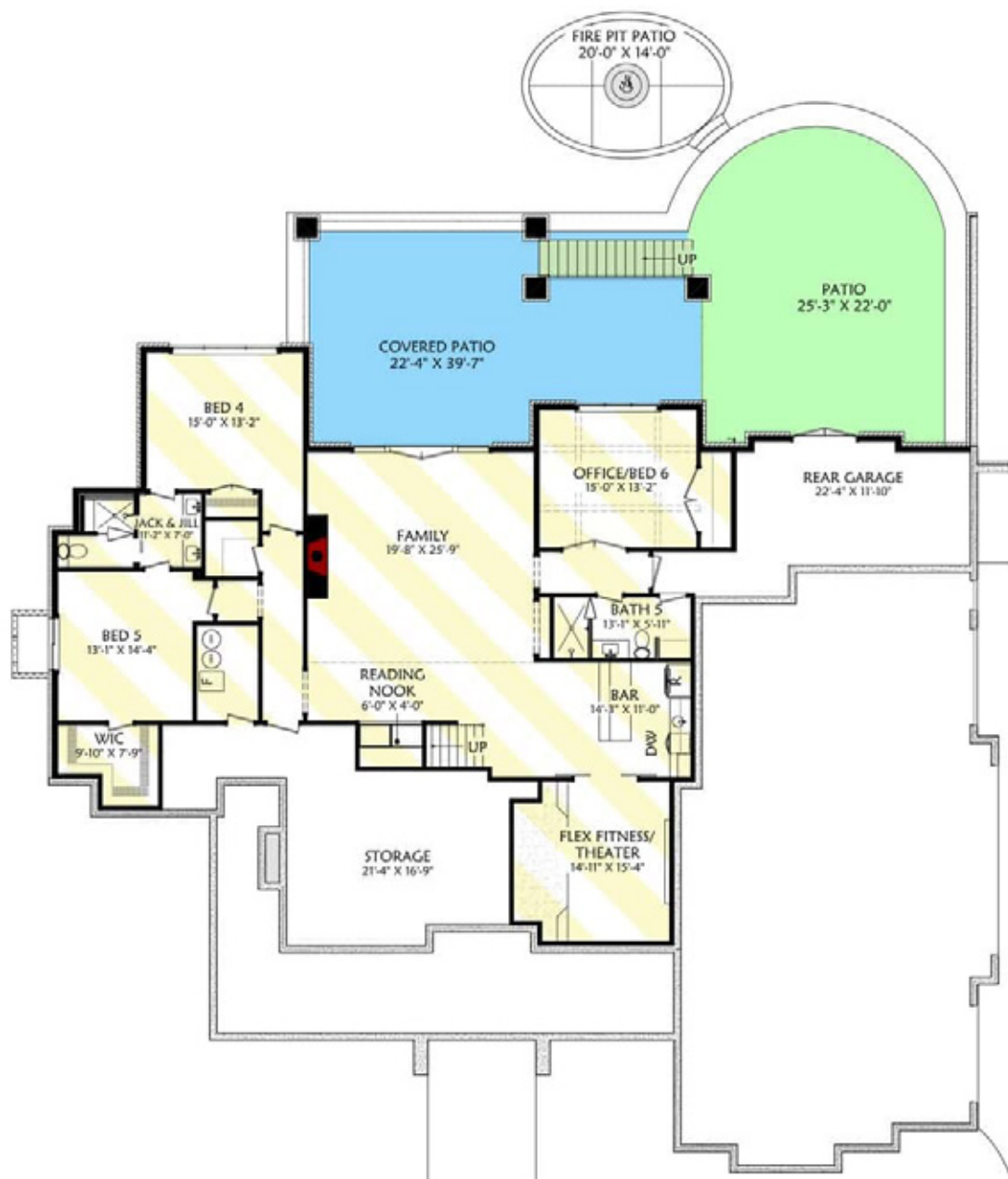
A bridge connects the bedrooms and leads to a spacious kids' bonus room, perfect for play or study, complete with additional storage. This level balances comfort with functionality, making it an ideal retreat for both relaxation and activity.



# Basement Floor Plan

The lower level of this modern farmhouse is designed for both entertainment and versatility, offering plenty of flexible spaces. Two additional bedrooms share a Jack-and-Jill bathroom, perfect for guests or older children, while an office doubles as a potential sixth bedroom. A large

family room opens to a covered patio, ideal for seamless indoor-outdoor living. Bonus features like a fitness/theater room, reading nook, and bar area add to the luxurious feel, and ample storage space ensures the home remains clutter-free, making it perfect for both relaxation and recreation.




This rear view of the modern farmhouse showcases its stunning outdoor living spaces, designed to blend seamlessly with nature. The expansive covered patio offers a perfect spot for relaxing or entertaining, while the upper-level balcony adds an extra layer of outdoor enjoyment with sweeping views. Brick accents complement the sleek white siding, giving the home a warm yet contemporary feel. The multiple levels and large windows ensure that natural light floods the interior, creating a bright and airy atmosphere throughout.



## Spacious Covered Deck with Seamless Indoor-Outdoor Flow

This expansive covered deck offers the perfect blend of comfort and style for outdoor entertaining. Featuring wood accents and brick columns, the space connects effortlessly to the interior through large sliding glass doors, allowing for easy transitions between indoor and outdoor living.


The clean lines of the farmhouse's exterior are complemented by modern fixtures, creating a space that feels both welcoming and chic. With stunning views of the surrounding landscape, this deck is ideal for enjoying quiet mornings or lively gatherings.



## Bright and Airy Entryway with Inviting Fireplace Focal Point

Stepping into this modern farmhouse, you're greeted by a spacious two-story entryway bathed in natural light. The open design leads your eye toward a cozy brick fireplace, accented by rustic wooden beams and a stylish chandelier, offering a warm and welcoming focal point.

A sweeping staircase with sleek black railings enhances the airy feel while adding a touch of contemporary flair. The blend of textures and clean lines creates a perfect balance of modern elegance and farmhouse charm.



## Expansive Living Room with Striking Floor-to-Ceiling Fireplace

The spacious living room boasts a stunning floor-to-ceiling brick fireplace, serving as the room's dramatic focal point. Flanked by built-in shelving and cabinetry, it blends rustic charm with modern convenience.

The open-concept design is further enhanced by soaring ceilings, exposed wooden beams, and sleek black railings that lead to the upper-level loft. With abundant natural light pouring in from the large windows, this space is ideal for both cozy family moments and grand entertaining.

# Welcoming Front Entry with Timeless Farmhouse Appeal

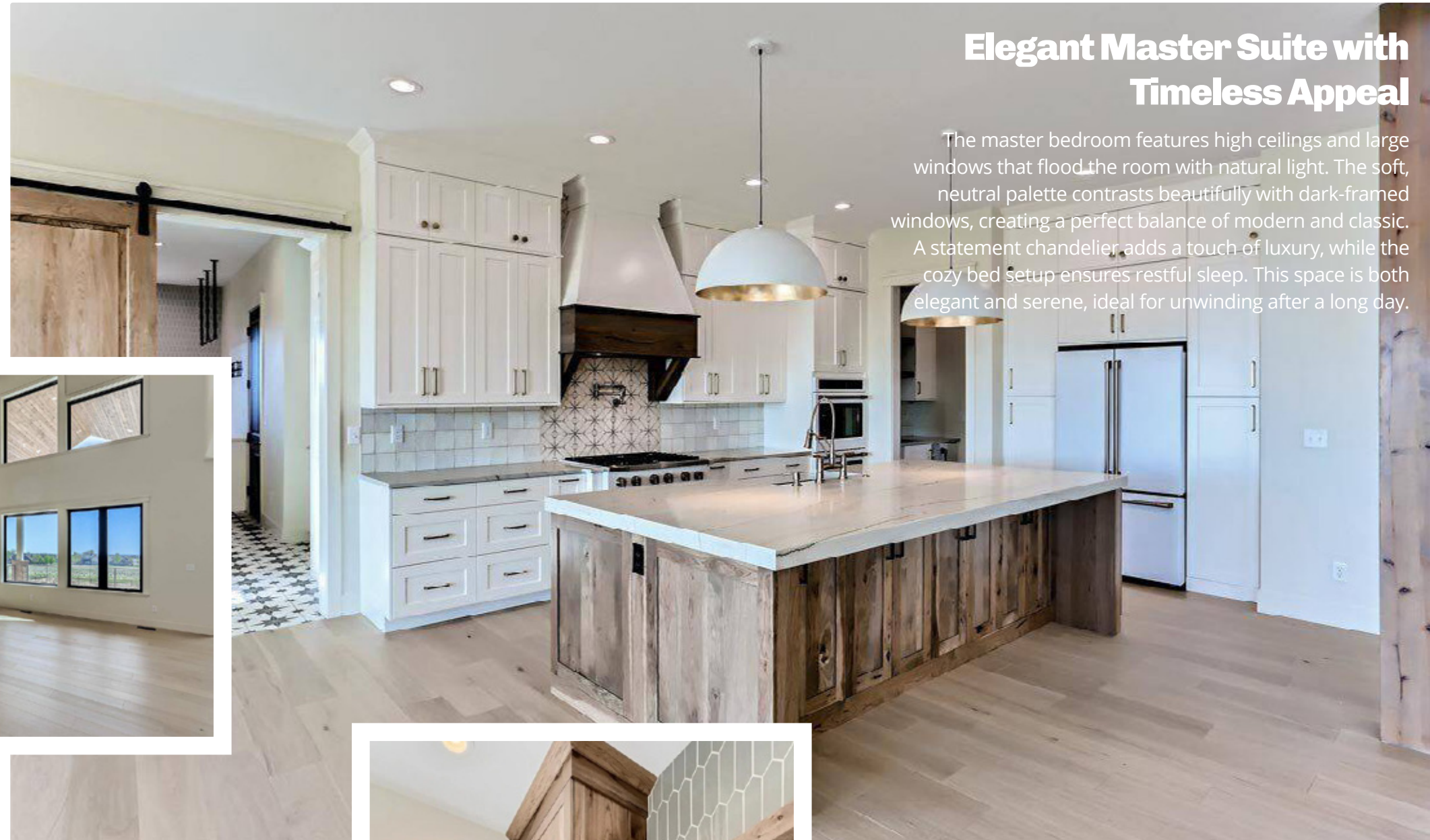
A grand arched porch invites you into the home through elegant double doors, setting the tone for the farmhouse's blend of modern and traditional design. The wood-paneled ceiling of the porch adds warmth and texture, while the brick accents provide a rustic yet refined touch.

Large windows on either side of the entryway allow natural light to flood the interior, enhancing the inviting atmosphere. The clean lines and thoughtful details create a striking first impression that is both stylish and welcoming.

# Bright and Open Living Space with Striking Fireplace and Scenic Views

Natural light floods the expansive living room through large windows that frame picturesque outdoor views, creating an airy and open atmosphere. The centerpiece of the room is a towering floor-to-ceiling brick fireplace, flanked by custom built-ins and floating shelves that blend modern functionality with rustic charm.

A statement chandelier adds a touch of elegance, while the high ceilings enhance the spacious feel. With its seamless indoor-outdoor connection, this living space is perfect for both everyday comfort and stylish entertaining.



## Elegant Master Suite with Timeless Appeal

The master bedroom features high ceilings and large windows that flood the room with natural light. The soft, neutral palette contrasts beautifully with dark-framed windows, creating a perfect balance of modern and classic. A statement chandelier adds a touch of luxury, while the cozy bed setup ensures restful sleep. This space is both elegant and serene, ideal for unwinding after a long day.

## Modern Farmhouse Kitchen with Rustic Accents and Sleek Finishes

This modern farmhouse kitchen blends rustic charm with contemporary style, featuring a large center island with natural wood paneling that adds warmth and texture to the space.

Crisp white cabinetry, sleek stainless-steel appliances, and elegant pendant lighting elevate the room's modern feel. A custom range hood and patterned backsplash provide visual interest and a nod to traditional farmhouse design. With ample storage, clean lines, and a functional layout, this kitchen is perfect for both everyday cooking and entertaining.



## Charming Pantry with Custom Wood Cabinetry and Geometric Accents

This beautifully designed pantry combines functionality with style, featuring custom wood cabinetry that provides ample storage space. Sleek, open shelving allows for easy organization, while the geometric tile backsplash adds a contemporary touch to the rustic wood finishes.

A patterned black-and-white tile floor enhances the farmhouse aesthetic with a modern twist. With its thoughtful design and bright natural light, this pantry becomes both a practical and visually appealing extension of the kitchen.



## Elegant Dining Space with Exposed Beams and Fireplace View

The dining area exudes a warm and sophisticated ambiance, featuring exposed wooden beams that add rustic character to the clean, modern design. A contemporary chandelier serves as a focal point, casting soft light across the room. The open layout offers a beautiful view of the adjacent living room and its inviting brick fireplace, creating a seamless flow between spaces. With large windows and sleek finishes, this dining space perfectly balances farmhouse charm and modern elegance.

## Spacious Laundry Room with Stylish Tile and Functional Design

This bright and airy laundry room offers a perfect blend of style and practicality. The bold patterned tile flooring adds character, while sleek cabinetry and a large countertop provide ample workspace for folding and organizing.

A double set of stacked washers and dryers maximizes efficiency, and the wood-paneled bench with hooks creates a convenient mudroom area for storage. The geometric tile backsplash and large window bring in natural light, making the space both functional and inviting.



## Bright and Spacious Bedroom with Vaulted Ceiling and Modern Accents

This airy bedroom features a vaulted ceiling with exposed beams, creating an expansive and open feel. Large windows flood the room with natural light, offering scenic views and making the space feel even larger. A rustic wooden door adds farmhouse character, while the modern light fixtures provide a contemporary touch. The neutral palette and clean lines make this room a serene and inviting retreat.

## Luxurious Master Bath with Freestanding Tub and Rustic Elegance

This master bathroom exudes elegance with its freestanding tub positioned beneath a large window that invites natural light. The wood-paneled ceiling adds warmth and rustic charm, perfectly complemented by the black tile accents and custom cabinetry.

A sparkling chandelier adds a touch of luxury, while the herringbone tile floor creates visual interest and texture. With dual vanities and a stylish blend of modern and farmhouse elements, this space is both functional and indulgent.

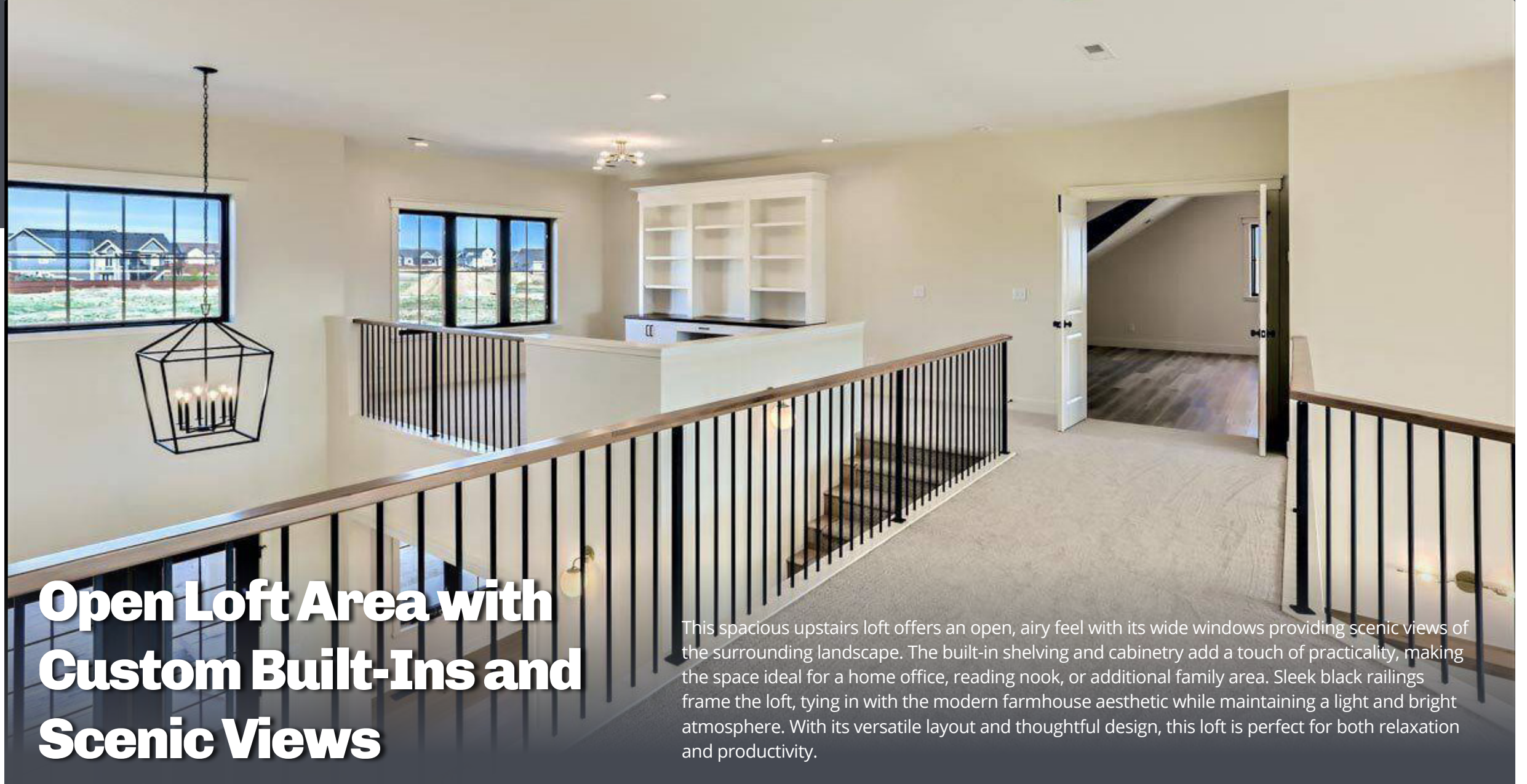




## Stylish Walk-In Shower with Bold Tile Design and Bench Seating

This walk-in shower makes a statement with its striking black-and-white geometric tile pattern, adding a dynamic focal point to the space. The sleek bench provides both comfort and functionality, perfect for relaxation or additional convenience.

Clean white subway tiles on the adjacent wall offer a modern contrast, while the handheld showerhead adds flexibility to the luxurious setup. With its mix of textures and eye-catching design, this shower is the epitome of contemporary elegance in a farmhouse setting.



## Open Loft Area with Custom Built-Ins and Scenic Views

This spacious upstairs loft offers an open, airy feel with its wide windows providing scenic views of the surrounding landscape. The built-in shelving and cabinetry add a touch of practicality, making the space ideal for a home office, reading nook, or additional family area. Sleek black railings frame the loft, tying in with the modern farmhouse aesthetic while maintaining a light and bright atmosphere. With its versatile layout and thoughtful design, this loft is perfect for both relaxation and productivity.

## Spacious Walk-In Closet with Custom Built-Ins and Central Island

This generously sized walk-in closet offers ample storage solutions with built-in shelves, hanging spaces, and a custom wood island for additional organization.


A cozy window seat with storage drawers beneath provides a practical yet stylish touch, making the space both functional and inviting. The neutral palette and sleek finishes, combined with the soft, patterned flooring, enhance the closet's modern farmhouse charm. Bright natural light from the large window makes this closet an ideal blend of elegance and efficiency.



## Minimalist Bedroom with Bold Accent Wall and Scenic Views

This serene bedroom features a modern, minimalist design with a striking dark accent wall adding depth and contrast to the bright, airy space. Large windows frame picturesque views, allowing natural light to fill the room while offering a calming retreat.

The sleek black ceiling fan complements the room's contemporary feel, creating a balance between comfort and style. With its clean lines and neutral palette, this bedroom is a perfect blend of modern design and understated elegance.



## Charming Bonus Room with Bold Blue Accent and Vaulted Ceiling

This versatile bonus room boasts a vibrant blue accent wall that adds depth and personality to the space. The vaulted ceiling enhances the room's open feel, creating a cozy yet spacious atmosphere.

Two windows allow plenty of natural light, complementing the modern wood flooring for a fresh, clean look. With its playful design and ample floor space, this room is perfect for a kids' play area, home office, or creative studio.



## Sleek Basement Kitchen with Warm Wood Accents and Modern Lighting

This basement kitchen combines style and functionality with a spacious island and custom cabinetry crafted from rich, warm wood. The minimalist design is elevated by modern pendant lighting, which adds a soft glow to the space.

Open shelving and sleek subway tile provide a clean, contemporary look, while the dark fixtures and stainless-steel appliances offer a modern contrast. Perfect for entertaining or additional meal prep, this basement kitchen is both practical and visually appealing.



## Chic Basement Bathroom with Modern Fixtures and Bold Tile

This stylish basement bathroom features a striking geometric tile floor that adds visual interest and personality. The sleek black vanity is complemented by a matching mirror and matte black fixtures, creating a cohesive and modern look.

Subway tile in the shower, framed by bold black accents, enhances the contemporary feel while offering a clean, polished finish. The trio of globe lights above the vanity adds a touch of elegance, making this bathroom both functional and fashionable.



## Expansive Garage with Sleek Storage and Polished Finish

This spacious garage is designed for both functionality and style, featuring sleek cabinetry and a polished floor for a clean, organized look. The custom wall storage system offers ample space for tools and equipment, keeping everything neatly arranged and accessible.

Bright lighting and large windows provide plenty of natural light, enhancing the room's open feel. With its high-end finishes and modern design, this garage is perfect for both vehicle storage and home projects.

**BUY: ARCHITECTURAL DESIGNS  
- PLAN 69632AM**

# 10 DEEP PSYCHOLOGICAL REASONS

## People are Drawn to Modern Farmhouse Design



### 1. Desire for Comfort and Warmth

People who are drawn to modern farmhouse design often have a strong desire for comfort and warmth in their living spaces. This style is known for its cozy, inviting atmosphere that feels lived-in and approachable.

The use of soft textiles like plush throws, overstuffed sofas, and natural wood elements contributes to a sense of physical and emotional comfort. Those who love modern farmhouse design value spaces where they can relax, unwind, and feel at ease after a long day.

They prefer interiors that feel nurturing and protective, offering an escape from the fast-paced, chaotic outside world.

The warmth comes not only from the use of colors like soft creams and earthy tones but also from the materials—natural wood, rustic finishes, and layered textiles create an environment that is both visually and physically comforting. The emphasis on comfort reflects a psychological need for safety and tranquility in one's surroundings.

### 2. Nostalgia and Sentimentality



This aesthetic taps deeply into nostalgia and sentimentality, which is a key psychological driver for people who love this design style. It evokes memories of simpler times, whether real or idealized, and creates a bridge between the past and present.

The use of vintage or vintage-inspired elements—like distressed wood, antique furniture, or barn-style doors—appeals to people who find comfort in tradition and history. This style often brings a sense of

connection to rural or country living, even for those who live in urban settings. The sentimental value attached to modern farmhouse design can stem from childhood memories, family traditions, or even a collective cultural longing for a time when life seemed more straightforward and grounded.

For many, the rustic charm of the farmhouse aesthetic is a way to create a home that feels timeless, personal, and rooted in heritage, offering emotional security and continuity.

### 3. Love of Simplicity



Simplicity is a core aspect of modern farmhouse design, and people who are attracted to this style often crave order, clarity, and straightforwardness in their environment. The clean lines, uncluttered spaces, and focus on functionality reflect a desire to strip away excess and focus on what truly matters.

This psychological drive for simplicity is often tied to a need for mental clarity and calm. In a world filled with overstimulation and constant noise, a simple, minimalist space can provide a sense of peace and focus. The modern farmhouse aesthetic combines this simplicity with warmth, creating a balance that feels both elegant and approachable.

For individuals who are overwhelmed by clutter or chaos, the simplicity of modern farmhouse design allows them to feel more in control of their space and, by extension, their lives. This reflects a deeper psychological need for environments that promote relaxation, ease, and mental well-being.

### 6. Desire for Practicality and Functionality



Modern farmhouse design places a strong emphasis on practicality and functionality, reflecting a psychological need for spaces that work well and serve a clear purpose. People who love this style often prioritize the usefulness of their living spaces over purely decorative elements.

They appreciate open layouts, ample storage, and durable materials that can withstand daily wear and tear. This focus on functionality aligns with a desire for efficiency and ease in everyday life. Modern farmhouse interiors are designed to be lived in, not just looked at, which appeals to those who want their home to accommodate both their lifestyle and aesthetic preferences.

For these individuals, the design must be as practical as it is beautiful. The idea that form should follow function resonates with people who value order, simplicity, and efficiency, allowing them to feel more organized and capable in their daily routines.

### 4. Appreciation for Nature and Natural Materials



A love for natural materials is central to modern farmhouse design, and people who gravitate toward this style often have a deep appreciation for nature. The design's emphasis on organic elements like wood, stone, and metal mirrors a psychological desire to bring the outdoors inside, fostering a sense of connection to the natural world.

This biophilic tendency—where people seek out nature or representations of it—has been shown to reduce stress and promote feelings of well-being. People who love modern farmhouse design may also find comfort in the authenticity of natural materials, which provide texture, warmth, and a sense of grounding.

The use of reclaimed wood, raw stone finishes, and neutral, earth-toned color palettes helps to create an environment that feels harmonious and balanced. These natural materials remind inhabitants of stability and durability, providing emotional reassurance in an often unpredictable world.

### 7. Preference for Informal, Relaxed Spaces



People who love modern farmhouse design often have a preference for informal, relaxed living spaces. They value a casual, comfortable environment where family and friends can gather without the pressure of maintaining a perfectly formal or polished appearance.

This preference is tied to a psychological need for connection and authenticity in their living spaces. The modern farmhouse aesthetic invites a lived-in look—imperfections are embraced, and spaces are designed to be welcoming and accommodating. This reflects a desire for homes that prioritize human interaction and emotional comfort over rigid design rules.

For many, the informal nature of modern farmhouse design allows them to feel more at ease, creating a space where they can be themselves and foster meaningful relationships. The relaxed vibe is often seen as a counterbalance to the stress of everyday life, providing a sanctuary where one can unwind and feel at home.

### 5. Balance of Old and New



This particular modern farmhouse is a terrific example of bridging old with new. It has a strong dose of the traditional farmhouse look but with an updated twist. Generally, when done right, modern farmhouse design strikes a perfect balance between old-world charm and contemporary style, which appeals to people who value both tradition and modernity. This psychological attraction to balance reflects a desire for harmony in one's life.

Those who love modern farmhouse design appreciate the fusion of vintage elements like rustic beams, shiplap walls, and antique furnishings with modern conveniences and sleek finishes. This blend creates a sense of continuity and balance, as it allows individuals to enjoy the best of both worlds—nostalgia for the past without sacrificing modern comfort and technology.

The combination of old and new elements reflects a desire to honor history while embracing the present, creating a living environment that feels timeless yet current. Psychologically, this balance can provide a sense of stability, grounding individuals in tradition while still allowing for personal growth and adaptation to the modern world.

### 8. Sense of Security and Stability



The modern farmhouse design's focus on durable, timeless materials and a grounded aesthetic appeals to people who seek a sense of security and stability in their surroundings.

The rustic, sturdy elements of the design—such as reclaimed wood, exposed beams, and classic furniture—evoke feelings of permanence and reliability. Psychologically, this speaks to a deep-seated need for a stable, dependable environment. In a world that is often fast-paced and unpredictable, the solid, enduring nature of modern farmhouse design provides a comforting contrast. Individuals who are drawn to this style may feel reassured by the idea that their home is a place of safety and constancy.

The timeless appeal of modern farmhouse design reflects a desire for spaces that don't change with every trend but instead offer a lasting sense of comfort and belonging.

## 9. Value of Personalization



Modern farmhouse design often encourages personalization, making it a favorite for individuals who value self-expression in their living spaces.

The design allows for personal touches, such as family heirlooms, DIY projects, and unique vintage finds, which can be seamlessly integrated into the overall aesthetic. For those who love this style, the ability to infuse their own personality into the design is a key psychological motivator. This reflects a deeper need for autonomy and control

over their environment, as well as a desire for their home to tell their personal story. Modern farmhouse interiors often serve as a canvas for creativity, where individuals can showcase their individuality and create spaces that feel uniquely theirs.

This personal connection to their surroundings reinforces feelings of ownership, pride, and emotional attachment to their home.

## 10. Need for a Calm, Soothing Environment

The neutral color palette, clean lines, and uncluttered spaces of modern farmhouse design create a calm, soothing environment that appeals to individuals who seek peace and relaxation in their home.

Psychologically, this reflects a need for a space that provides an emotional refuge from the stresses of daily life. People who are drawn to modern farmhouse design often prefer interiors that promote mental clarity and tranquility. The soft hues and natural textures used in this style help

to create a serene, peaceful atmosphere that can reduce stress and anxiety. For many, the modern farmhouse aesthetic represents a retreat—a place where they can escape from the chaos of the outside world and find solace in a soothing, well-ordered environment.

This need for calm and order in one's surroundings is deeply tied to psychological well-being and emotional health, making modern farmhouse design a popular choice for those who value a peaceful home life.





DISCOVER 15 OF THE

# Grandest Tudor Mansions

Built in Britain that were *Seats of Power* for Centuries

The grand Tudor mansions of England are monuments to ambition, craftsmanship, and society in flux. Walk their halls and you're instantly dropped into an era of towering chimneys, intricate timberwork, and gabled roofs that seem to push the sky higher.

Tudor architecture was a bold mashup of medieval muscle and Renaissance swagger, with tall windows that suggested new ways of thinking. These homes

were seats of power where political deals could make or break fortunes. Built by the upwardly mobile gentry, they signaled a cultural shift away from the influence of the old aristocracy.

They stand as reminders of a time when England was navigating the messy shift into the modern world. Walking through these halls, you can't help but wonder what life was like back then and imagine the centuries of stories they've soaked up.

15.



### Oxburgh Hall

Oxburgh Hall in Norfolk is like that eccentric relative who never quite fit in but always stole the show. Built in 1482 by Sir Edmund Bedingfeld, this moated wonder features crenellated towers and decorative brickwork.

Inside, you'll find priest holes for hiding away during times of religious tension, which is quintessentially Tudor. The hall has an air of mystery that pairs nicely with its stunning gardens. It's less about show-off wealth and more about centuries of quiet resilience.

14.



### Little Moreton Hall

Little Moreton Hall is what happens when a Tudor architect gets playful with geometry. This Cheshire beauty, built in stages from the 1500s, defies gravity with its wonky timber frame and wildly crooked lines.

The black-and-white half-timbered exterior looks like something out of a fairy tale, and inside, it's all cozy nooks and uneven floors. The moat surrounding it adds a touch of medieval drama. You'll feel like you've stepped into a time machine — one that's a bit creaky but utterly charming.

13.



### Speke Hall

Speke Hall, sitting quietly near Liverpool, is the kind of place that wears its history on its sleeve — or rather, its façade. Built in 1530, its timber-framed exterior is quintessentially Tudor, but inside it hides a Victorian makeover.

The real gems here are the secret spy holes, designed to keep an eye on visitors (or foes) without being seen. If you're into a bit of espionage with your Tudor architecture, Speke Hall has you covered. The surrounding gardens are just as lush and intriguing as the house itself.

12.



### Penshurst Place

Penshurst Place in Kent feels like it should come with its own coat of arms. Originally a medieval manor, it received the full Tudor treatment in the 16th century. The Great Hall, with its massive hearth and hammerbeam roof, is a marvel of architecture.

For centuries, the Sidney family has called this place home, and it shows in the warm, lived-in vibe. The gardens? Pure poetry. This is where you come when you want a dose of Tudor majesty without losing that touch of homey warmth.

11.

### Sutton Place

Sutton Place is an early example of Tudor ambition dressed in red brick. Built in the 1520s for Sir Richard Weston, it combines medieval fortitude with Renaissance flair. Its bold symmetry and no-nonsense design make it stand out from the more whimsical Tudor mansions. You won't find the timber framing here, but you will find a stately residence that whispers of old money and power. The house exudes quiet confidence — it knows exactly what it is and doesn't need to boast.



10.



### Blickling Hall

Blickling Hall in Norfolk, allegedly the birthplace of Anne Boleyn, brings a certain gravitas to the Tudor mansion game. Though the current Jacobean structure overshadows its Tudor roots, you can still feel the weight of history in its halls.

The Great Hall is as grand as they come, with soaring ceilings and intricate woodwork. The vast gardens add to the mansion's imposing presence, making it a top contender in any Tudor lover's itinerary. You almost expect the ghost of Anne Boleyn to wander through at dusk.

9.



### Knole House

Knole House isn't a mansion; it's a kingdom. With 365 rooms, 52 staircases, and seven courtyards, it's basically Tudor England's version of a small city. Built in the late 15th century, Knole later became a royal palace and then passed into the hands of the Sackville family.

The scale is staggering, but the details are where it shines — look for the centuries-old tapestries and ornate ceilings. Walking through Knole is like stepping into the past, one that's both grand and intimate.

8.



### Hever Castle

Hever Castle is a name that rolls off the tongue with a certain Tudor intrigue. Childhood home to Anne Boleyn, this moated castle in Kent is a masterclass in Tudor elegance. Originally built in the 13th century, it received the full Tudor makeover in the early 16th century.

The interiors are rich with wood paneling and tapestries, while the gardens are an adventure in their own right. With its mix of history, scandal, and beauty, Hever feels like a Tudor soap opera come to life.

7.



### Hatfield House (Old Palace)

The Old Palace at Hatfield House might play second fiddle to its Jacobean counterpart, but it's the real Tudor star. Built in 1497, it's where Elizabeth I spent her childhood, and you can almost hear the echoes of the young queen-to-be in the Great Hall.

The red-brick exterior is as sturdy as they come, but the interiors tell a story of royal intrigue and ambition. If you're looking to brush shoulders with history, this is the place to do it.



6.

### Burghley House

Burghley House, built by William Cecil, Lord High Treasurer to Elizabeth I, is the kind of place that makes you stop and stare. It's more Elizabethan than pure Tudor, but the Tudor influence is strong. The towering façades, endless windows, and opulent interiors make Burghley a showstopper. Inside, the rooms are filled with art and tapestries that speak to the wealth and power of the Cecil family. It's not just a house — it's a statement.

5.



### Hardwick Hall

Hardwick Hall is Bess of Hardwick's grand architectural "mic drop." Completed in 1597, this towering mansion in Derbyshire is famous for its enormous windows — more glass than wall, as the saying goes.

Bess was one of the wealthiest women in England, and Hardwick is a reflection of her ambition. The interiors are just as jaw-dropping, with tapestries, plasterwork, and grand staircases that seem to go on forever. It's a Tudor palace that takes opulence to a new level.

4.



### Hampton Court Palace

Hampton Court Palace is synonymous with Henry VIII's reign, and its Tudor wings are some of the finest examples of Tudor architecture. Built by Cardinal Wolsey and expanded by Henry, the palace boasts a Great Hall with a hammerbeam roof that will leave you staring in awe.

The kitchens, which once fed 600 people a day, are as impressive as the state rooms. Hampton Court is where power and pleasure met in Tudor England, and you can feel it in every brick.

3.



### Syon House

Syon House might have had a later Baroque renovation, but its Tudor foundations run deep. Built in the 1540s on the site of a medieval abbey, it's where Henry VIII himself stayed.

The house has a grandeur that's hard to shake, with interiors by the great Robert Adam and gardens by Capability Brown. Syon is a blend of Tudor resilience and classical elegance, making it a must-see for any Tudor aficionado.

2.



### Haddon Hall

Haddon Hall feels like stepping into a time capsule. It's one of the best-preserved medieval and Tudor houses in England, with its origins dating back to the 12th century.

The Long Gallery, with its diamond-paned windows and rich tapestries, is the star of the show. Overlooking the River Wye, Haddon Hall exudes romance, history, and the kind of quiet grandeur that sneaks up on you. It's less "look at me" and more "you'll never forget me."

1.



### Windsor Castle

Windsor Castle might not scream Tudor at first glance, but it played a major role in the Tudor dynasty. Both Henry VIII and Elizabeth I left their marks here. St. George's Chapel, where many Tudors are buried, is a masterpiece of Gothic and Tudor design. As the largest and oldest occupied castle in the world, Windsor Castle is the crown jewel of English history. It's grand in every sense of the word, making it a fitting number one.



# THE 13 ABSURDITIES OF BUILDING A HOME GYM

Like millions of people, I have a pile of unused gym equipment at home including ab equipment, kettlebells, dumbbells, yoga mats and who knows what else gathering dust. On paper, a home gym sounds great. Work out whenever you want. Don't have to share the equipment. Play whatever music you want as loud as you want.


Eat whatever you want. Wear whatever you want. Yeah, on paper a home gym sound amazing but the reality is different. I've had all the workout gear I need at home yet never use it. I work out best and most intensely at a gym and specifically in CrossFit classes. If you're thinking of building a home gym, read this list of absurdities before you do.

## 13. MUST GIVE UP THE OPPORTUNITY TO LEARN AND TRAIN WITH PROFESSIONAL TRAINERS



## 12. TOO EASY TO SLACK OFF AND NOT GET A GOOD WORKOUT CONSISTENTLY

This is huge and it's a recent thing for me. I did my own workouts for years and made zero progress. I did my own thing and didn't push myself. I then joined CrossFit and hired a personal trainer. Once I was well-versed with Crossfit I joined the classes. I'm now in the best shape of my life putting in less time every day. A gym and more importantly, intense classes is what did it for me.



## 11. YOU HAVE TO GIVE UP A LOT OF SPACE IN YOUR HOME

Space is a premium and if you don't end up using your gym as much as you hoped, you're wasting space. Heck, at the very least if you have no use for it you can rent it out on Airbnb and make money with it.

One night rented out would pay for a sweet gym membership. There are a million uses for a spare room or garage so making a gym out of it isn't great. One exception is this and that is if you use your gym regularly, it's totally worth it. The point here is most people don't use their gym and if they do, it's not that great of a workout.



## 10. It costs a lot of money up front

Gym equipment is frightfully expensive. You can easily spend \$10,000 and that won't get you much of a gym. Investing that \$10K would almost cover the cost of a gym membership or grow to a substantial amount of money over ten, twenty or thirty years. If you're going to create a decent gym, expect to part with a ton of money. Again, if you use it, it's money well spent. The problem is most people, including me, buy this stuff and never use it.

## 9. LESS VARIETY

Unless you have millions, your home gym will never be as good as a professional facility. This means there is no way you can have as much variety as a low cost monthly gym membership.

This results in stale, boring and the same old workouts. I can tell you from experience, doing the same old thing will not get results.



## 8. You don't get out of the house

If you work from home and work out at home chances are you might never leave and end up with cabin fever. That's not great and could prove detrimental to your health. A good example is I have a home sauna. I use it somewhat regularly but I still enjoy going down to the local community center to sauna because it's a social thing. I've also met great people at my CrossFit gym... so it's both a workout and social thing for me.

And fyi, I'm an introvert so I don't need all that much social activity... but it's still good for me.

## 7. It's hard to replicate the value of intense classes

You don't get classes at home and I know classes aren't for everyone. I used to think classes were a joke until I joined CrossFit. Now I love the classes.

It's a different workout every day. I don't have to think about what I'm doing to do today. I can trust the three classes I go to weekly that it will provide me a great series of workouts.



## 6. It's isolating – gyms and classes offer a good social aspect

Some folks might be annoyed by this but IMO, it's not a bad thing to workout with friends, spouse etc. Or it can be a good place to meet folks. Regardless, you have a better chance of engaging in some social activity at a gym than at your home gym.


Of course, if you invite friends to workout at your home gym, that could be great. This list isn't saying home gyms are horrible no matter what. The point is that most people don't really take advantage of their home gym and realistically get more out of a gym membership.



## 5. Monotonous environment and routines

My office building has a small gym. It's tiny and yet it's probably better than most home gyms. It has three cardio machines, DBs to 50 lbs, barbell, bench, squat rack and a cable machine.

I can do it all in there but before joining Crossfit, the fact is I did the same old boring, stale workout in that gym. It would be same in a home gym.



## 4. Ongoing reinvestment will add up – especially if have changing goals

Okay, gym equipment typically lasts a long time especially if it's just you and maybe a few people using it. Where the ongoing cost comes along is outdated equipment and/or you changing your workout goals. Maybe at first you're into heavy lifting so you invest in plates, barbell and DBs.

Then you get into TRX which means buying TRX equipment. If you end up only doing TRX, you have all that expensive heavy lifting equipment which is no good. I used to just lift but now I do Crossfit. My goals have changed and if I had a home gym, I'd have bought a pile of stuff I no longer use. Actually, over the years I have bought a pile of stuff I don't use.



### 3. No amenities

I love gym amenities such as sauna, pool, hot tub, juice bar etc. It's a big reason I've long gone to gyms. Even now I have a sauna at home, I still enjoy using the sauna and steam room and pool at facilities.

Yes, with enough money you can build an entire spa but the reality is most people don't have that kind of money. And yes, you might be the type of person who has no interest in such amenities.



### 2. It's stressful

I've never set out to equip a home gym but I suspect it would be kind of stressful because there is so much I would want but with a limited budget I'd have to put a lot of mental effort into picking and choosing.

I don't like being in that position and I know that I would have buyer's remorse over some of the stuff I bought. A home gym is another thing you own that requires cleaning, investment etc. all adding to hassle I don't need.



### 1. It's a cleaning nightmare

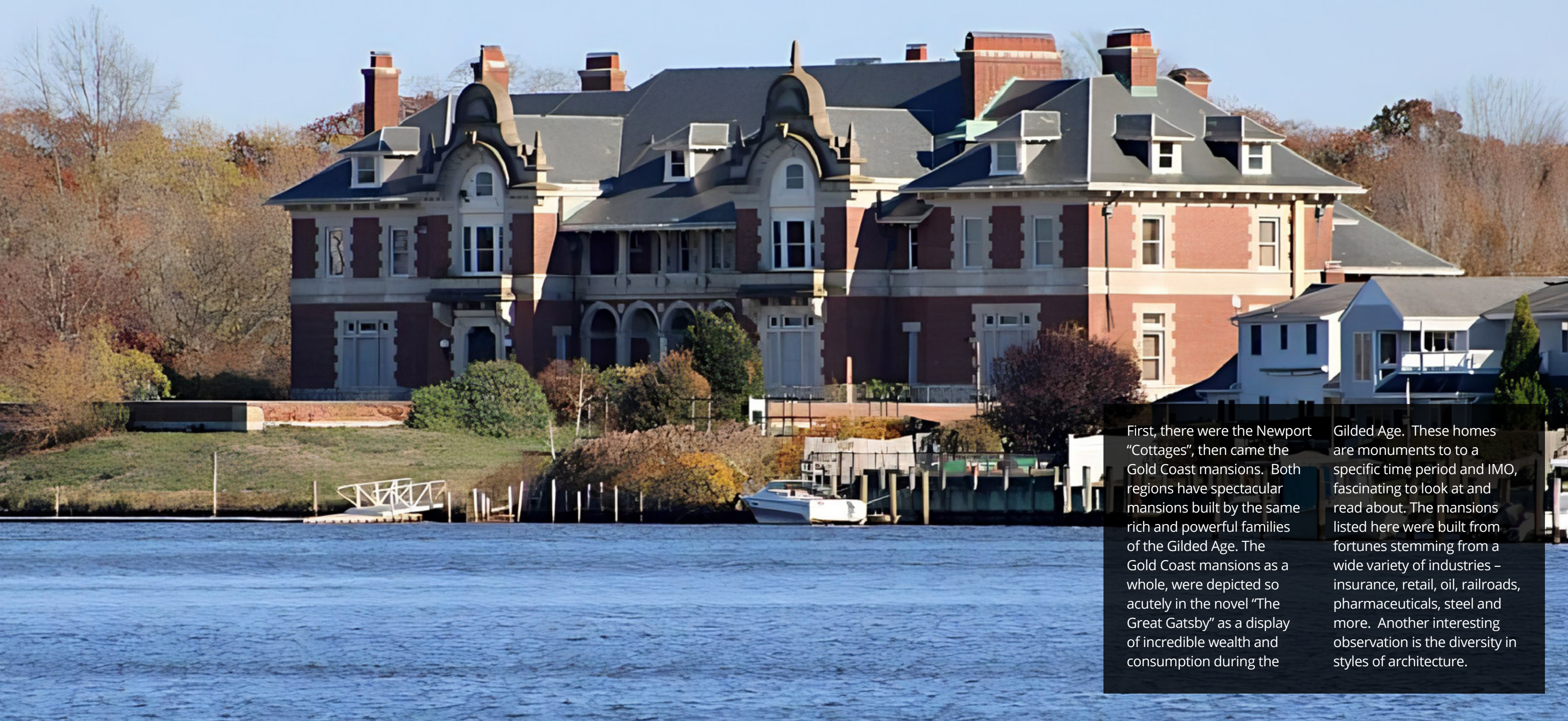
Okay, "nightmare" is overstating it but it's another room akin to a bathroom that requires regular, elbow grease cleaning. I sweat a ton and I know I would probably slack on the cleaning.

I'd end up with a stinking home gym that would gross me out to the point that I'd not use it and go to a commercial gym where it's cleaned daily.

13 OF THE GRANDEST

# "Gold Coast" Mansions

GUILT BY THE RICHEST AND MOST POWERFUL  
FAMILIES IN AMERICAN HISTORY



First, there were the Newport "Cottages", then came the Gold Coast mansions. Both regions have spectacular mansions built by the same rich and powerful families of the Gilded Age. The Gold Coast mansions as a whole, were depicted so acutely in the novel "The Great Gatsby" as a display of incredible wealth and consumption during the

Gilded Age. These homes are monuments to a specific time period and IMO, fascinating to look at and read about. The mansions listed here were built from fortunes stemming from a wide variety of industries – insurance, retail, oil, railroads, pharmaceuticals, steel and more. Another interesting observation is the diversity in styles of architecture.

13.



### Glen Cove

The Glen Cove Mansion, originally known as The Manor, was the estate of John Teele Pratt, a prominent lawyer and son of Charles Pratt, the oil magnate. Completed in 1910, the mansion is located in Glen Cove, Long Island, and was designed in the Georgian Revival style by the esteemed architects Charles Platt and Howard Major.

The estate was part of the Gold Coast of Long Island, where many wealthy families built opulent homes during the Gilded Age. The Manor served as the Pratt family's elegant retreat, with lavish gardens and a grand interior for entertaining. Today, the mansion has been transformed into The Mansion at Glen Cove, a luxury hotel and conference center, while still preserving much of its historic charm and grandeur.

12.




### Idle Hour

Up next you guessed it... a Vanderbilt mansion. No shortage of Vanderbilt mansions during the gilded age. This one is called Idle Hour and was the grand country estate of William Kissam Vanderbilt, located on the banks of the Connetquot River in Oakdale, Long Island. Originally completed in 1878, this 900-acre estate featured a large, shingle-style mansion that was designed by architect Richard Morris Hunt.

Unfortunately, the original mansion was destroyed by fire in 1899. Vanderbilt rebuilt the estate in 1901 with a larger, more opulent French Renaissance-style mansion, designed by Warren and Wetmore, the architects behind Grand Central Terminal. The estate served as Vanderbilt's summer retreat, where he entertained lavishly, enjoying yachting and horse racing. Today, the estate is home to Dowling College, preserving its rich history as part of Long Island's Gold Coast legacy.

11.




### Bayard Cutting

Here's an elegant, sprawling Tudor style mansion. The Bayard Cutting estate, also known as Westbrook, was the country home of William Bayard Cutting, a prominent financier and philanthropist, located in Great River, Long Island. Completed in 1886, the mansion was designed in the Tudor Revival style by the renowned architectural firm McKim, Mead & White.

The estate, set on 1,000 acres along the Connetquot River, was known for its meticulously landscaped grounds, designed by Frederick Law Olmsted, the famed landscape architect behind Central Park. Bayard Cutting used the estate as a retreat from the city, where he indulged in horticulture and hosted elegant gatherings. Today, the mansion and much of its surrounding land form the Bayard Cutting Arboretum, a public park dedicated to preserving the natural beauty of the estate and offering visitors a glimpse into Long Island's Gilded Age.

10.



### Eagle's Nest

Another Vanderbilt house lol. Eagle's Nest, the opulent Gold Coast estate of William K. Vanderbilt II, is a striking example of Spanish Revival architecture located in Centerport, Long Island. Built between 1910 and 1936, the sprawling 43-acre estate features a stunning Mediterranean-style mansion overlooking Northport Bay. The estate, with its grand courtyards, red-tiled roofs, and ornate detailing, was Vanderbilt's summer retreat and the centerpiece of his passion for global travel and marine exploration.

The mansion houses Vanderbilt's extensive collections of marine specimens, cultural artifacts, and rare objects gathered from his travels. Today, Eagle's Nest is home to the Vanderbilt Museum, which offers tours of the mansion, planetarium shows, and exhibits that provide a fascinating glimpse into the life of one of America's most prominent families. Its combination of architectural beauty, historical significance, and unique collections makes it a standout relic of the Gold Coast era.

9.

# Coindre Hall

Here's one for turret lovers. Coindre Hall, a grand French chateau-style mansion in Huntington, New York, was built in 1912 by pharmaceutical magnate George McKesson Brown. Nestled on over 30 acres overlooking Huntington Harbor, the mansion boasts impressive architecture with its stone facade, turrets, and elaborate detailing reminiscent of Normandy castles.

Originally a private estate, Coindre Hall has since become a beloved local landmark, now serving as a park and event space. Its rich history, scenic waterfront views, and stately design make it a captivating destination for those interested in historic homes and architectural grandeur.



8.

# Old Westbury Gardens

Not the biggest but it sure is gorgeous. Well preserved. Built in 1906 for John Shaffer Phipps, heir to the Phipps steel fortune, Old Westbury Gardens is a 23,000-square-foot mansion designed by architect George A. Crawley in the Charles II Restoration style. The home sits on 200 acres of meticulously landscaped gardens, ponds, and woodlands.

The mansion's red-brick façade features grand archways and symmetrical wings, while the interior is filled with antique European furnishings, wood-paneled rooms, and marble fireplaces. Known for hosting elegant garden parties, Old Westbury Gardens is now open to the public as a museum, offering visitors a glimpse into the lavish lifestyle of the Phipps family and the grandeur of Gold Coast estates.



7.



## Mill Neck Manor, aka Sefton Manor

Mill Neck Manor, also known as Sefton Manor, was built in 1923 for Lillian Sefton Dodge and her husband, Robert Dodge. This 34,000-square-foot mansion was designed in the Tudor Revival style by the architectural firm Clinton & Russell.

The mansion's striking stone and timber façade, complete with turrets and leaded glass windows, evokes an English country estate. Inside, the home features a grand staircase, wood-paneled rooms, and intricately carved fireplaces. The 86-acre estate includes manicured lawns, gardens, and a private lake. Today, Mill Neck Manor is part of the Mill Neck School for the Deaf, and the mansion is preserved as a historic landmark.

6.




## Planting Fields

Built in 1918 for William Robertson Coe, a prominent insurance magnate, Planting Fields is an incredible mansion in Oyster Bay. Designed by architects Guy Lowell and Walker & Gillette in the Tudor Revival style, the mansion features a grand stone façade with half-timbering and expansive leaded windows.

The estate is surrounded by 409 acres of botanical gardens, greenhouses, and formal lawns. The interior of the mansion includes an opulent grand hall, wood-paneled rooms, and exquisite ceiling details. Today, Planting Fields Arboretum State Historic Park allows visitors to explore both the mansion and the gardens, offering a glimpse into the Coe family's lavish lifestyle.

5.



## Hempstead House

Spectacular but just a bit too goth for my liking. Completed in 1912, Hempstead House was built for Howard Gould, the son of railroad tycoon Jay Gould in Sands Point. This 43,000-square-foot mansion was designed in the Tudor Gothic Revival style, with high stone walls, steep gables, and grand towers reminiscent of a medieval castle.

The home features a marble-floored entry hall, intricately carved wood paneling, and a vast library. Hempstead House is surrounded by 200 acres of gardens and woodlands that overlook Long Island Sound. After Gould sold the estate, it was acquired by Daniel Guggenheim, and today it is part of the Sands Point Preserve, offering tours and hosting cultural events throughout the year.

4.



## Winfield Hall

For those who love imposing, this one takes the cake. Completed in 1917 for Frank Winfield Woolworth, the retail magnate, Winfield Hall is one of the most opulent Gold Coast mansions in Glen Cove. Designed by architect Charles P.H. Gilbert in the Italian Renaissance style, the mansion features a white marble exterior and grand Corinthian columns.

The interior includes a massive marble rotunda, intricately carved staircases, and rooms filled with gilded details and ornate plasterwork. Woolworth, who tragically lost his wife shortly after moving in, used the home to host extravagant parties. Today, Winfield Hall is privately owned but remains an iconic symbol of the wealth and power of early 20th-century Long Island.

3.



### Caumsett

Built in 1925 by Marshall Field III, heir to the Marshall Field department store fortune, Caumsett is a sprawling mansion set on 1,500 acres in Lloyd Harbor. Designed by John Russell Pope in a Georgian Revival style, the estate includes vast stables, polo grounds, and formal gardens.

The mansion's symmetrical design, red-brick exterior, and grand portico evoke classic English country homes. Inside, Caumsett features marble floors, wood-paneled rooms, and grand entertaining spaces.

Today, the estate is part of Caumsett State Historic Park Preserve, and much of the original mansion and grounds are preserved for public enjoyment.

2.



### Oheka Castle

Arguably Oheka Castle is the grandest of the grand Gold Coast mansions. It's unbelievable rivaling the greatest castles and manor homes of England. Completed in 1919 for financier Otto Hermann Kahn in Huntington, Oheka Castle is one of the largest private homes in the US, spanning 109,000 square feet.

Designed by architects Delano & Aldrich in the French Châteauesque style, Oheka Castle features tall turrets, grand staircases, and expansive terraces that overlook formal gardens inspired by Versailles. The mansion's interiors are filled with grand ballrooms, marble floors, and elaborately decorated rooms, making it one of the most luxurious estates on Long Island.

Oheka Castle fell into disrepair in the mid-20th century but was restored in the 1980s by developer Gary Melius. Today, it operates as a hotel and event venue, hosting weddings and film productions.

1.



# Killenworth

Oil money was bound to make the list lol and here it is. Killenworth, built in 1912 by George Dupont Pratt, heir to the Standard Oil fortune, is one of the largest of the Gold Coast mansions. Located in Glen Cove, New York, it was designed by Trowbridge & Ackerman in the Tudor Revival style, the mansion features massive brick and stone construction, a grand entrance hall, and towering chimneys.

Inside, Killenworth is filled with opulent details, including grand staircases, wood-paneled libraries, and marble fireplaces. The estate sits on 33 acres of gardens and woodlands, with several outbuildings and cottages. In 1951, the Soviet Union purchased Killenworth for use as a diplomatic retreat, and it remains in use by the Russian Federation, though its immense size and architectural grandeur continue to captivate historians and architectural enthusiasts.

**DON'T MISS AN ISSUE OF HOME STRATOSPHERE!  
WE WRITE ABOUT, DESIGN AND SHOWCASE BEAUTIFUL HOMES!**

# HOMIE STRATOSPHERE



# Subscribe Now

[WWW.HOMESTRATOSPHERE.COM](http://WWW.HOMESTRATOSPHERE.COM)

c/o JGD Media Group - #317-2151 Front St. - North Vancouver BC V7H 0B7 - CANADA